




K

**ACESSÓRIOS PARA
CASA DE BANHO /
BATHROOM
ACCESSORIES /
ACCESORIOS
DE BAÑO.**




INDICE / INDEX

ACESSÓRIOS PARA CASA DE BANHO / BATHROOM ACCESSORIES / ACCESORIOS DE BAÑO.




STOUT WC SERIES



BRANCH SERIES



FINE SERIES



MERIDIAN SERIES




SLIM BLACK TO WHITE SERIES



SUBTIL SERIES



QUADRO SERIES




WHITE Q SERIES



WHITE SERIES



QUADRATO SERIES




CILINDRO SERIES



WENGÉ SERIES




2D SERIES




ACESSÓRIOS




INDUSTRIAL SERIES



TONDA SERIES



ÂNGULO SERIES



AUXÍLIOS PARA PESSOAS COM MOBILIDADE CONDICIONADA



BIN SERIES

STOUT WC SERIES

ACESSÓRIOS PARA CASA DE BANHO /
BATHROOM ACCESSORIES /
ACCESORIOS DE BAÑO.



STOUT WC SERIES

 ACESSÓRIOS PARA CASA DE BANHO /
 BATHROOM ACCESSORIES /
 ACCESORIOS DE BAÑO.

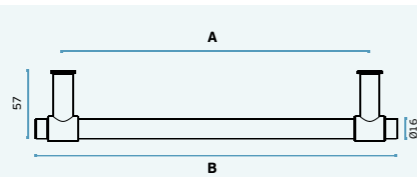
IN.53.200.

 Toalheiro / Towel holder / Toallero.
 Design: Pedro Silva

MATERIAL: EN 1.4301 / AISI 304

ACABAMENTO / FINISH / ACABADO:
STANDARD: SATINADO / SATIN / SATIN

OPTIONAL: PVD TITANIUM COATED

.TB / .TG / .TCO / .TCH


REF	A	B
IN.53.200.250	250mm	269mm
IN.53.200.425	425mm	444mm
IN.53.200.600	600mm	619mm

.P
 Mirror
 finish

.TB
 PVD
 Titanium
 black

.TG
 PVD
 Titanium
 gold

.TCO
 PVD
 Titanium
 copper

.TCH
 PVD
 Titanium
 chocolate

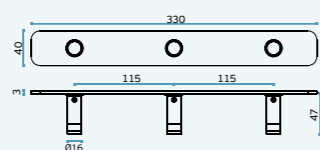

IN.14.125

 Cabide de parede triplo /
 Triple wall hook /
 Percha triple.
 Design: Pedro Silva

MATERIAL: EN 1.4301 / AISI 304

ACABAMENTO / FINISH / ACABADO:
STANDARD: SATINADO / SATIN / SATIN

OPTIONAL: PVD TITANIUM COATED

.TB / .TG / .TCO / .TCH


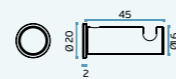
IN.14.123

 Cabide de parede
 Wall hook / Percha.
 Design: Pedro Silva

MATERIAL: EN 1.4301 / AISI 304

ACABAMENTO / FINISH / ACABADO:
STANDARD: SATINADO / SATIN / SATIN

OPTIONAL: PVD TITANIUM

.TB / .TG / .TCO / .TCH


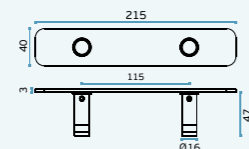
IN.14.126

 Cabide de parede duplo /
 Double wall hook /
 Percha doble.
 Design: Pedro Silva

MATERIAL: EN 1.4301 / AISI 304

ACABAMENTO / FINISH / ACABADO:
STANDARD: SATINADO / SATIN / SATIN

OPTIONAL: PVD TITANIUM COATED

.TB / .TG / .TCO / .TCH


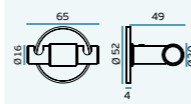
IN.14.124

 Cabide de parede duplo
 Double wall hook /
 Percha doble.
 Design: Pedro Silva

MATERIAL: EN 1.4301 / AISI 304

ACABAMENTO / FINISH / ACABADO:
STANDARD: SATINADO / SATIN / SATIN

OPTIONAL: PVD TITANIUM

.TB / .TG / .TCO / .TCH


STOUT WC SERIES

 ACESSÓRIOS PARA CASA DE BANHO /
 BATHROOM ACCESSORIES /
 ACCESORIOS DE BAÑO.

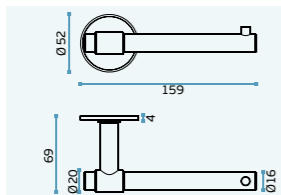
IN.53.201

 Porta rolos /
 Paper holder /
 Soporte de papel.
 Design: Pedro Silva

MATERIAL: EN 1.4301 / AISI 304

ACABAMENTO / FINISH / ACABADO:
STANDARD: SATINADO / SATIN / SATIN

OPTIONAL: PVD TITANIUM COATED

.TB / .TG / .TCO / .TCH


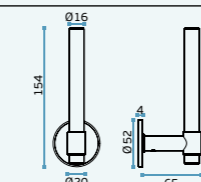
IN.53.202

 Porta rolos vertical /
 Vertical paper holder /
 Soporte de papel vertical.

MATERIAL: EN 1.4301 / AISI 304

ACABAMENTO / FINISH / ACABADO:
STANDARD: SATINADO / SATIN / SATIN

OPTIONAL: PVD TITANIUM COATED

.TB / .TG / .TCO / .TCH

.P
 Mirror
 finish

.TB
 PVD
 Titanium
 black

.TG
 PVD
 Titanium
 gold

.TCO
 PVD
 Titanium
 copper

.TCH
 PVD
 Titanium
 chocolate

.P
 Mirror
 finish

.TB
 PVD
 Titanium
 black

.TG
 PVD
 Titanium
 gold

.TCO
 PVD
 Titanium
 copper

.TCH
 PVD
 Titanium
 chocolate

IN.53.200.P
 Toalheiro / Towel holder / Toallero.
 (EN 1.4301 / AISI 304)

IN.14.125.P
 Cabide /
 Hook / Percha.
 (EN 1.4301 / AISI 304)

IN.14.124.P
 Cabide /
 Hook / Percha.
 (EN 1.4301 / AISI 304)

IN.14.126.P
 Cabide /
 Hook / Percha.
 (EN 1.4301 / AISI 304)

IN.14.123.P
 Cabide /
 Hook / Percha.
 (EN 1.4301 / AISI 304)

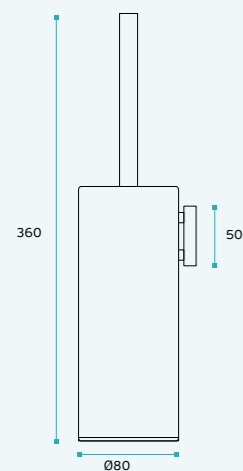
IN.42.165.P

 Porta piaçaba de parede /
 Wall toilet brush /
 Escobillero de pared

MATERIAL:
IN.42.165.P.304 - EN 1.4301 / AISI 304
IN.42.165.P.316 - EN 1.4401 / AISI 316

ACABAMENTO / FINISH / ACABADO:
STANDARD: SATINADO / SATIN / SATIN

OPTIONAL: PVD TITANIUM COATED

.TB / .TG / .TCO / .TCH


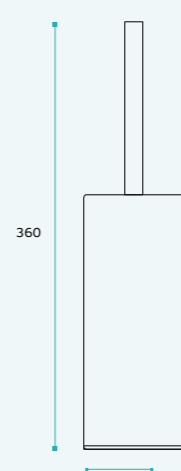
IN.42.164


 Porta piaçaba /
 Toilet brush /
 Escobillero

MATERIAL:
IN.42.164.304 - EN 1.4301 / AISI 304
IN.42.164.316 - EN 1.4401 / AISI 316

ACABAMENTO / FINISH / ACABADO:
STANDARD: SATINADO / SATIN / SATIN

OPTIONAL: PVD TITANIUM COATED

.TB / .TG / .TCO / .TCH

IN.42.165.PP.304 - (EN 1.4301 / AISI 304)
IN.42.165.PP.316 - (EN 1.4401 / AISI 316)
 Porta piaçaba de parede /
 Wall toilet brush / Escobillero de pared

IN.53.201.P
 Porta rolos /
 Paper holder / Soporte de papel.
 (EN 1.4301 / AISI 304)

IN.53.202.P
 Porta rolos vertical /
 Vertical paper holder / Soporte de papel vertical.
 (EN 1.4301 / AISI 304)

IN.42.165.P.304 - (EN 1.4301 / AISI 304)
IN.42.165.P.316 - (EN 1.4401 / AISI 316)
 Porta piaçaba /
 Toilet brush / Escobillero.


BRANCH SERIES

ACESSÓRIOS PARA CASA DE BANHO /
BATHROOM ACCESSORIES /
ACCESORIOS DE BAÑO.



BRANCH SERIES

 ACESSÓRIOS PARA CASA DE BANHO /
 BATHROOM ACCESSORIES /
 ACCESORIOS DE BAÑO.

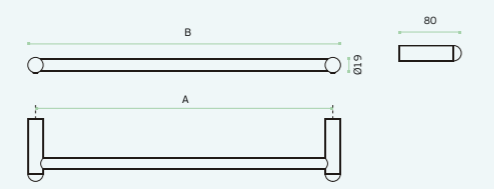
IN.52.304.

 Toalheiro / Towel holder / Toallero.
 Design: Christian Magalhães

MATERIAL: EN 1.4301 / AISI 304

ACABAMENTO / FINISH / ACABADO:
STANDARD: SATINADO / SATIN / SATIN

OPTIONAL: PVD TITANIUM COATED

.TB / .TG / .TCO / .TCH


REF	A	B
IN.53.304.250	250mm	269mm
IN.53.304.425	425mm	444mm
IN.53.304.600	600mm	619mm

.P
 Mirror
 finish

.TB
 PVD
 Titanium
 black

.TG
 PVD
 Titanium
 gold

.TCO
 PVD
 Titanium
 copper

.TCH
 PVD
 Titanium
 chocolate

.P
 Mirror
 finish

.TB
 PVD
 Titanium
 black

.TG
 PVD
 Titanium
 gold

.TCO
 PVD
 Titanium
 copper

.TCH
 PVD
 Titanium
 chocolate

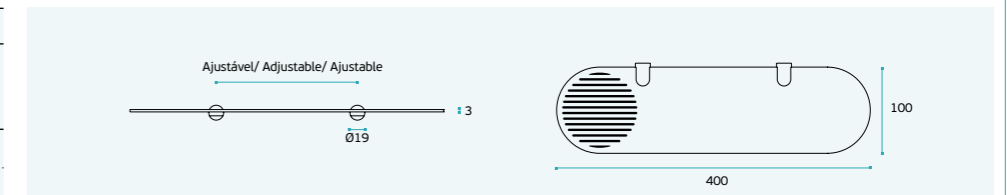
IN.52.305

 Estante de parede /
 Wall holder / Estante de pared.
 Design: Christian Magalhães

MATERIAL: EN 1.4301 / AISI 304

ACABAMENTO / FINISH / ACABADO:
STANDARD: SATINADO / SATIN / SATIN

OPTIONAL: PVD TITANIUM COATED

.TB / .TG / .TCO / .TCH


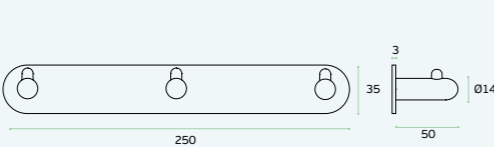
IN.14.300.14.3

 Cabide de parede triplo /
 Triple wall hook / Percha triple.
 Design: Christian Magalhães

MATERIAL: EN 1.4301 / AISI 304

ACABAMENTO / FINISH / ACABADO:
STANDARD: SATINADO / SATIN / SATIN

OPTIONAL: PVD TITANIUM COATED

.TB / .TG / .TCO / .TCH


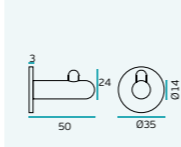
IN.14.300.14

 Cabide de parede /
 Wall hook / Percha
 Design: Christian Magalhães

MATERIAL: EN 1.4301 / AISI 304

ACABAMENTO / FINISH / ACABADO:
STANDARD: SATINADO / SATIN / SATIN

OPTIONAL: PVD TITANIUM

.TB / .TG / .TCO / .TCH


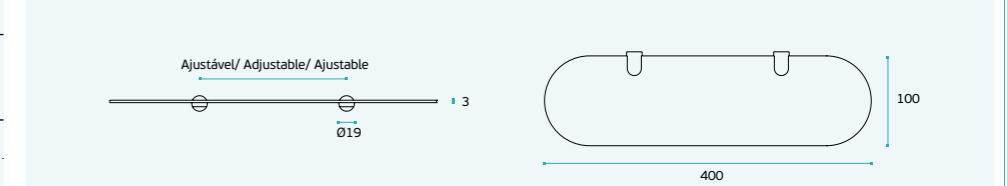
IN.52.306

 Estante de parede /
 Wall holder / Estante de pared.
 Design: Christian Magalhães

MATERIAL: EN 1.4301 / AISI 304

ACABAMENTO / FINISH / ACABADO:
STANDARD: SATINADO / SATIN / SATIN

OPTIONAL: PVD TITANIUM COATED

.TB / .TG / .TCO / .TCH


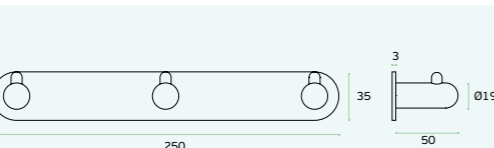
IN.14.300.19.3

 Cabide de parede triplo /
 Triple wall hook / Percha triple.
 Design: Christian Magalhães

MATERIAL: EN 1.4301 / AISI 304

ACABAMENTO / FINISH / ACABADO:
STANDARD: SATINADO / SATIN / SATIN

OPTIONAL: PVD TITANIUM COATED

.TB / .TG / .TCO / .TCH


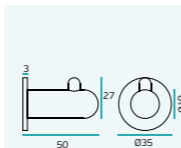
IN.14.300.19

 Cabide de parede /
 Wall hook / Percha
 Design: Christian Magalhães

MATERIAL: EN 1.4301 / AISI 304

ACABAMENTO / FINISH / ACABADO:
STANDARD: SATINADO / SATIN / SATIN

OPTIONAL: PVD TITANIUM

.TB / .TG / .TCO / .TCH


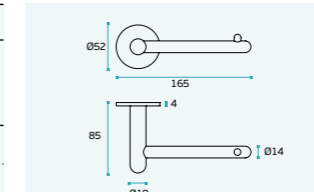
IN.52.302

 Porta rolos /
 Paper holder / Soporte de papel.
 Design: Christian Magalhães

MATERIAL: EN 1.4301 / AISI 304

ACABAMENTO / FINISH / ACABADO:
STANDARD: SATINADO / SATIN / SATIN

OPTIONAL: PVD TITANIUM COATED

.TB / .TG / .TCO / .TCH


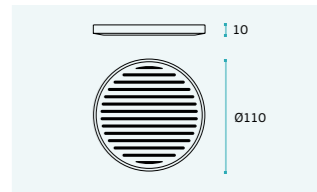
IN.52.308

 Saboneteira /
 Soap holder / Jabonera.
 Design: Christian Magalhães

MATERIAL: EN 1.4301 / AISI 304

ACABAMENTO / FINISH / ACABADO:
STANDARD: SATINADO / SATIN / SATIN

OPTIONAL: PVD TITANIUM COATED

.TB / .TG / .TCO / .TCH


BRANCH SERIES

 ACESSÓRIOS PARA CASA DE BANHO /
 BATHROOM ACCESSORIES /
 ACCESORIOS DE BAÑO.

IN.52.303

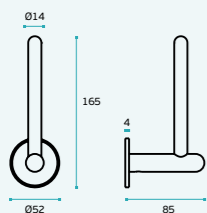
Porta rolos vertical / Vertical paper holder / Soporte de papel vertical.

MATERIAL: EN 1.4301 / AISI 304

ACABAMENTO / FINISH / ACABADO:
 STANDARD: SATINADO / SATIN / SATIN

OPTIONAL: PVD TITANIUM COATED

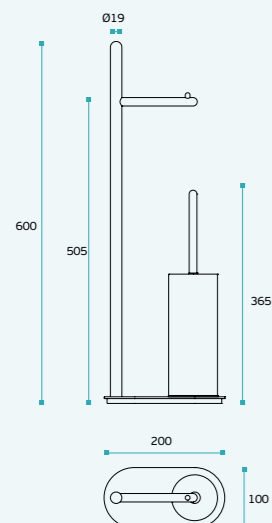
.TB / .TG / .TCO / .TCH



IN.52.300

Porta piaçaba com porta rolo /
 Toilet brush with paper holder /
 Escobillero con soporte de papel.
Design: Christian Magalhães

MATERIAL: EN 1.4301 / AISI 304

ACABAMENTO / FINISH / ACABADO:
 STANDARD: SATINADO / SATIN / SATIN


IN.52.301

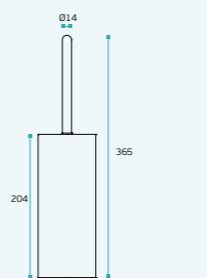
Porta piaçaba / Toilet brush / Escobillero
Design: Christian Magalhães

MATERIAL: EN 1.4301 / AISI 304

ACABAMENTO / FINISH / ACABADO:
 STANDARD: SATINADO / SATIN / SATIN

OPTIONAL: PVD TITANIUM COATED

.TB / .TG / .TCO / .TCH



IN.52.307

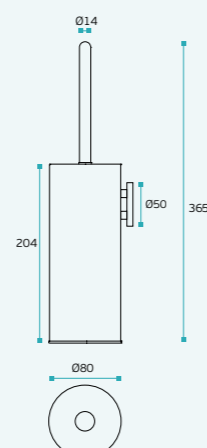
Porta piaçaba de parede /
 Wall toilet brush /
 Escobillero de pared
Design: Christian Magalhães

MATERIAL: EN 1.4301 / AISI 304

ACABAMENTO / FINISH / ACABADO:
 STANDARD: SATINADO / SATIN / SATIN

OPTIONAL: PVD TITANIUM COATED

.TB / .TG / .TCO / .TCH


 .P
 Mirror
 finish

 .TB
 PVD
 Titanium
 black

 .TG
 PVD
 Titanium
 gold

 .TCO
 PVD
 Titanium
 copper

 .TCH
 PVD
 Titanium
 chocolate

 .P
 Mirror
 finish

 .TB
 PVD
 Titanium
 black

 .TG
 PVD
 Titanium
 gold

 .TCO
 PVD
 Titanium
 copper

 .TCH
 PVD
 Titanium
 chocolate

IN.52.304.P
Toalheiro / Towel holder / Toallero.
 (EN 1.4301 / AISI 304)

IN.52.303.P
Porta rolos vertical /
 Vertical paper holder / Soporte de papel vertical.
 (EN 1.4301 / AISI 304)

IN.14.300.14.3.P / IN.14.300.19.3.P
Cabide de parede tripla /
 Triple wall hook / Percha triple.
 (EN 1.4301 / AISI 304)

IN.14.300.14.P / IN.14.300.19.P
Cabide /
 Hook / Percha.
 (EN 1.4301 / AISI 304)

IN.52.302.P
Porta rolos /
 Paper holder / Soporte de papel.
 (EN 1.4301 / AISI 304)

IN.52.308.P
Saboneteira /
 Soap holder / Jabanera.
 (EN 1.4301 / AISI 304)

IN.14.300.14.P / IN.14.300.19.P
Cabide /
 Hook / Percha.
 (EN 1.4301 / AISI 304)

IN.52.301.P / IN.52.307.P
Porta piaçaba de parede /
 Wall toilet brush / Escobillero de pared
 (EN 1.4301 / AISI 304)

IN.52.305.P
Estante de parede /
 Wall holder / Estante de pared.
 (EN 1.4301 / AISI 304)

IN.52.306.P
Estante de parede /
 Wall holder / Estante de pared.
 (EN 1.4301 / AISI 304)

IN.52.300.P
Porta piaçaba com porta rolos /
 Toilet brush / Escobillero con soporte de papel
 (EN 1.4301 / AISI 304)

SLIM BLACK SERIES

ACESSÓRIOS PARA CASA DE BANHO /
BATHROOM ACCESSORIES /
ACCESORIOS DE BAÑO.



SLIM BLACK SERIES

ACESSÓRIOS PARA CASA DE BANHO /
 BATHROOM ACCESSORIES /
 ACCESORIOS DE BAÑO.

IN.44.201.

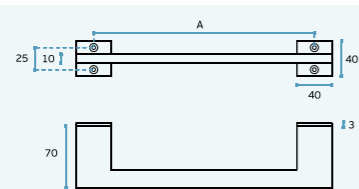
Toalheiro / Towel holder / Toallero.

Design: Miguel Vasconcelos



MATERIAL: ALUMINIO / ALUMINIUM

ACABAMENTO / FINISH / ACABADO:
 STANDARD: RAL 9005



REF	A
IN.44.201.250	250mm
IN.44.201.425	425mm
IN.44.201.600	600mm

IN.44.202

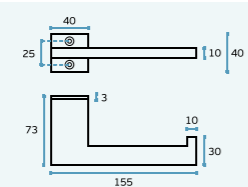
Porta rolo de parede horizontal ou vertical / Wall paper holder horizontal or vertical / Soporte de papel de pared horizontal o vertical.

Design: Miguel Vasconcelos



MATERIAL: ALUMINIO / ALUMINIUM

ACABAMENTO / FINISH / ACABADO:
 STANDARD: RAL 9005



IN.44.203

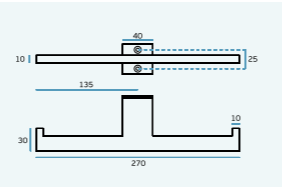
Porta rolo de parede duplo / Double wall paper holder / Soporte de papel doble.

Design: Miguel Vasconcelos



MATERIAL: ALUMINIO / ALUMINIUM

ACABAMENTO / FINISH / ACABADO:
 STANDARD: RAL 9005



IN.14.204

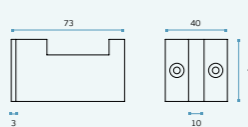
Cabide / Wall hook / Colgador

Design: Miguel Vasconcelos



MATERIAL: ALUMINIO / ALUMINIUM

ACABAMENTO / FINISH / ACABADO:
 STANDARD: RAL 9005



IN.44.206

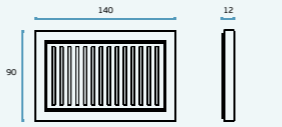
Saboneteira de bancada / Table soap holder / Jabonera de lavado.

Design: Christian Magalhães



MATERIAL: ALUMINIO / ALUMINIUM

ACABAMENTO / FINISH / ACABADO:
 STANDARD: RAL 9005



.P
 Mirror
 finish

.TB
 PVD
 Titanium
 black

.TG
 PVD
 Titanium
 gold

.TCO
 PVD
 Titanium
 copper

.TCH
 PVD
 Titanium
 chocolate



SLIM BLACK SERIES

ACESSÓRIOS PARA CASA DE BANHO /
 BATHROOM ACCESSORIES /
 ACCESORIOS DE BAÑO.

IN.44.205

Porta piaçaba /

Toilet brush / Escobillero

IN.44.205.P

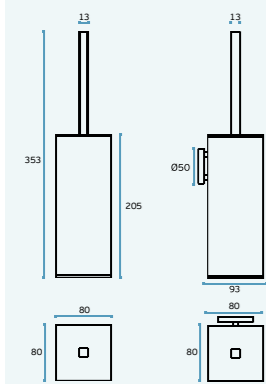
Porta piaçaba de parede /

Wall toilet brush /
 Escobillero de pared

Design: Miguel Vasconcelos

MATERIAL: EN 1.4301 / AISI 304

ACABAMENTO / FINISH / ACABADO:
 STANDARD: RAL 9005



IN.44.205.W

Porta piaçaba /

Toilet brush / Escobillero

IN.44.205.P.W


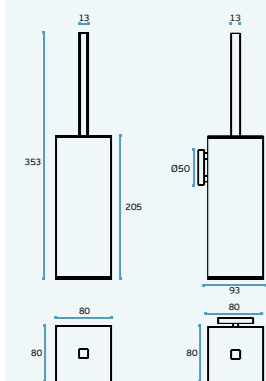
Porta piaçaba de parede /

Wall toilet brush /
 Escobillero de pared

Design: Miguel Vasconcelos

MATERIAL: EN 1.4301 / AISI 304

ACABAMENTO / FINISH / ACABADO:
 STANDARD: RAL 9016



SLIM WHITE SERIES

ACESSÓRIOS PARA CASA DE BANHO /
 BATHROOM ACCESSORIES /
 ACCESORIOS DE BAÑO.

IN.44.201.____.W

Toalheiro / Towel holder / Toallero.

Design: Miguel Vasconcelos

.P
 Mirror
 finish

.TB
 PVD
 Titanium
 black

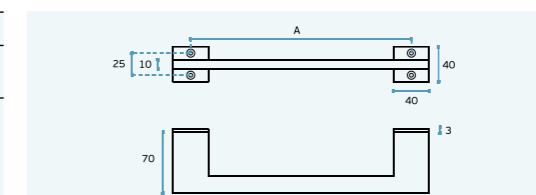
.TG
 PVD
 Titanium
 gold

.TCO
 PVD
 Titanium
 copper

.TCH
 PVD
 Titanium
 chocolate

MATERIAL: ALUMINIO / ALUMINIUM

ACABAMENTO / FINISH / ACABADO:
 STANDARD: RAL 9016



REF	A
IN.44.201.250.W	250mm
IN.44.201.425.W	425mm
IN.44.201.600.W	600mm

IN.44.202.W

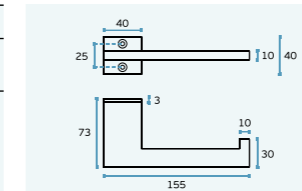
Porta rolo de parede horizontal ou
 vertical / Wall paper holder horizontal
 or vertical / Soporte de papel de pared
 horizontal o vertical.

Design: Miguel Vasconcelos



MATERIAL: ALUMINIO / ALUMINIUM

ACABAMENTO / FINISH / ACABADO:
 STANDARD: RAL 9016



IN.44.203.W

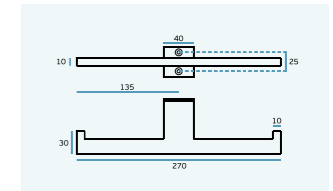
Porta rolo de parede duplo /
 Double wall paper holder /
 Soporte de papel doble.

Design: Miguel Vasconcelos



MATERIAL: ALUMINIO / ALUMINIUM

ACABAMENTO / FINISH / ACABADO:
 STANDARD: RAL 9016



IN.14.204.W

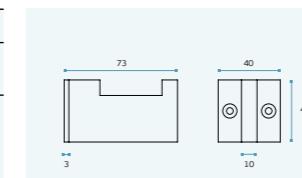
Cabide / Wall hook / Colgador

Design: Miguel Vasconcelos



MATERIAL: ALUMINIO / ALUMINIUM

ACABAMENTO / FINISH / ACABADO:
 STANDARD: RAL 9016



IN.44.206.W

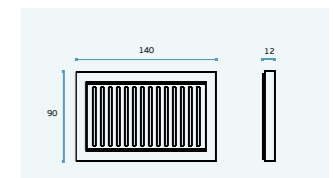
Saboneteira de bancada /

Table soap holder /
 Jabonera de lavado.
 Design: Christian Magalhães



MATERIAL: ALUMINIO / ALUMINIUM

ACABAMENTO / FINISH / ACABADO:
 STANDARD: RAL 9016



WHITE Q SERIES

 ACESSÓRIOS PARA CASA DE BANHO /
 BATHROOM ACCESSORIES /
 ACCESORIOS DE BAÑO.

 .P
 Mirror
 finish

IN.52.400

Toalheiro / Towel holder / Toallero.

Design: Christian Magalhães

 .TB
 PVD
 Titanium
 black

MATERIAL: EN 1.4301 / AISI 304

 ACABAMENTO / FINISH / ACABADO:
 STANDARD: SATINADO / SATIN / SATIN

 .TG
 PVD
 Titanium
 gold

 .TCO
 PVD
 Titanium
 copper

 .TCH
 PVD
 Titanium
 chocolate

IN.52.400.A

Estante de parede /

Wall holder /

Estante de pared.

Design: Christian Magalhães

MATERIAL: EN 1.4301 / AISI 304

 ACABAMENTO / FINISH / ACABADO:
 STANDARD: SATINADO / SATIN / SATIN

IN.52.400.B

Estante de parede /

Wall holder /

Estante de pared.

Design: Christian Magalhães

MATERIAL: EN 1.4301 / AISI 304

 ACABAMENTO / FINISH / ACABADO:
 STANDARD: SATINADO / SATIN / SATIN

IN.52.400.C

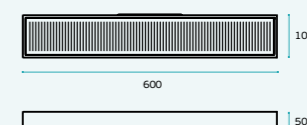
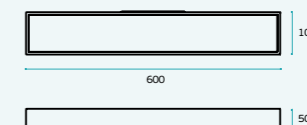

Estante de parede /

Wall holder /

Estante de pared.

Design: Christian Magalhães

MATERIAL: EN 1.4301 / AISI 304

 ACABAMENTO / FINISH / ACABADO:
 STANDARD: SATINADO / SATIN / SATIN


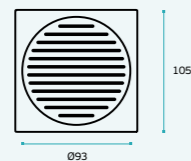
WHITE Q SERIES

 ACESSÓRIOS PARA CASA DE BANHO /
 BATHROOM ACCESSORIES /
 ACCESORIOS DE BAÑO.

IN.52.404

Saboneteira de bancada /
 Table soap holder /
 Jabonera de lavado.
Design: Christian Magalhães

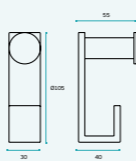
MATERIAL: EN 1.4301 / AISI 304

ACABAMENTO / FINISH / ACABADO:
STANDARD: SATINADO / SATIN / SATIN


IN.14.400

Cabide de parede /
 Wwall hook / Percha
Design: Christian Magalhães

MATERIAL: EN 1.4301 / AISI 304

ACABAMENTO / FINISH / ACABADO:
STANDARD: SATINADO / SATIN / SATIN

.P
 Mirror
 finish

.TB
 PVD
 Titanium
 black

.TG
 PVD
 Titanium
 gold

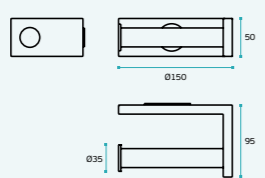
.TCO
 PVD
 Titanium
 copper

.TCH
 PVD
 Titanium
 chocolate

IN.52.402

Porta rolo /
 Paper holder / Soporte de papel.
Design: Christian Magalhães

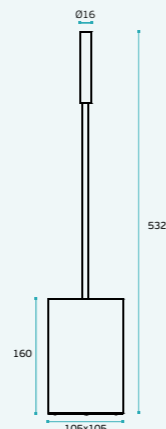
MATERIAL: EN 1.4301 / AISI 304

ACABAMENTO / FINISH / ACABADO:
STANDARD: SATINADO / SATIN / SATIN


IN.52.401

Porta piasaba /
 Toilet brush / Escobillero
Design: Christian Magalhães

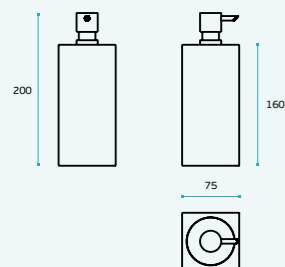
MATERIAL: EN 1.4301 / AISI 304

ACABAMENTO / FINISH / ACABADO:
STANDARD: SATINADO / SATIN / SATIN


IN.52.403

Dispensador de sabão /
 Soap dispenser / Dispensador de jabón
Design: Christian Magalhães

MATERIAL: EN 1.4301 / AISI 304

ACABAMENTO / FINISH / ACABADO:
STANDARD: SATINADO / SATIN / SATIN


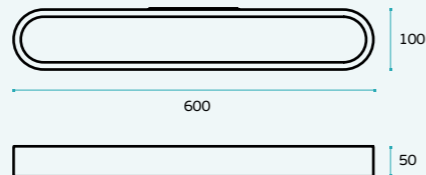
WHITE SERIES

 ACESSÓRIOS PARA CASA DE BANHO /
 BATHROOM ACCESSORIES /
 ACCESORIOS DE BAÑO.

IN.52.500

 Toalheiro / Towel holder / Toallero.
 Design: Christian Magalhães



MATERIAL: EN 1.4301 / AISI 304

 ACABAMENTO / FINISH / ACABADO:
 STANDARD: SATINADO / SATIN / SATIN


IN.52.500.A

 Estante de parede /
 Wall holder /
 Estante de pared.
 Design: Christian Magalhães

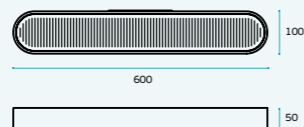
MATERIAL: EN 1.4301 / AISI 304

 ACABAMENTO / FINISH / ACABADO:
 STANDARD: SATINADO / SATIN / SATIN


IN.52.500.B

 Estante de parede /
 Wall holder /
 Estante de pared.
 Design: Christian Magalhães


MATERIAL: EN 1.4301 / AISI 304

 ACABAMENTO / FINISH / ACABADO:
 STANDARD: SATINADO / SATIN / SATIN


IN.52.500.C

 Estante de parede /
 Wall holder /
 Estante de pared.
 Design: Christian Magalhães

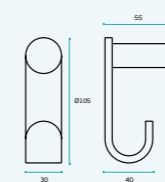
MATERIAL: EN 1.4301 / AISI 304

 ACABAMENTO / FINISH / ACABADO:
 STANDARD: SATINADO / SATIN / SATIN


IN.14.502

 Cabide de parede /
 Wwall hook / Percha
 Design: Christian Magalhães

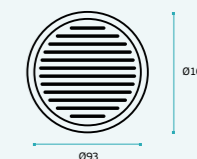
MATERIAL: EN 1.4301 / AISI 304

 ACABAMENTO / FINISH / ACABADO:
 STANDARD: SATINADO / SATIN / SATIN


IN.52.504

 Saboneteira de bancada /
 Table soap holder /
 Jabonera de lavado.
 Design: Christian Magalhães

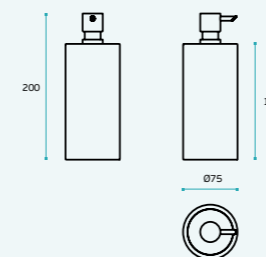
MATERIAL: EN 1.4301 / AISI 304

 ACABAMENTO / FINISH / ACABADO:
 STANDARD: SATINADO / SATIN / SATIN


IN.52.503

 Dispensador de sabão /
 Soap Dispenser /
 Dispensador de jabón
 Design: Christian Magalhães

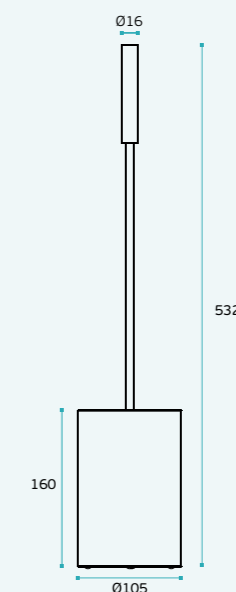
MATERIAL: EN 1.4301 / AISI 304

 ACABAMENTO / FINISH / ACABADO:
 STANDARD: SATINADO / SATIN / SATIN


IN.52.501

 Porta piaçaba /
 Toilet brush / Escobillero
 Design: Christian Magalhães

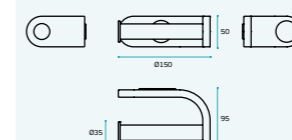
MATERIAL: EN 1.4301 / AISI 304

 ACABAMENTO / FINISH / ACABADO:
 STANDARD: SATINADO / SATIN / SATIN


IN.52.502

 Porta rolo /
 Paper holder / Soporte de papel.
 Design: Christian Magalhães

MATERIAL: EN 1.4301 / AISI 304

 ACABAMENTO / FINISH / ACABADO:
 STANDARD: SATINADO / SATIN / SATIN


WENGÉ SERIES

ACESSÓRIOS PARA CASA DE BANHO /
BATHROOM ACCESSORIES /
ACCESORIOS DE BAÑO.



WENGÉ SERIES

 ACESSÓRIOS PARA CASA DE BANHO /
 BATHROOM ACCESSORIES /
 ACCESORIOS DE BAÑO.

IN.53.100.

Toalheiro / Towel holder / Toallero.

Design: Pedro Queirós


 MATERIAL: EN 1.4301 / AISI 304 +
 MADEIRA / WOOD / MADERA

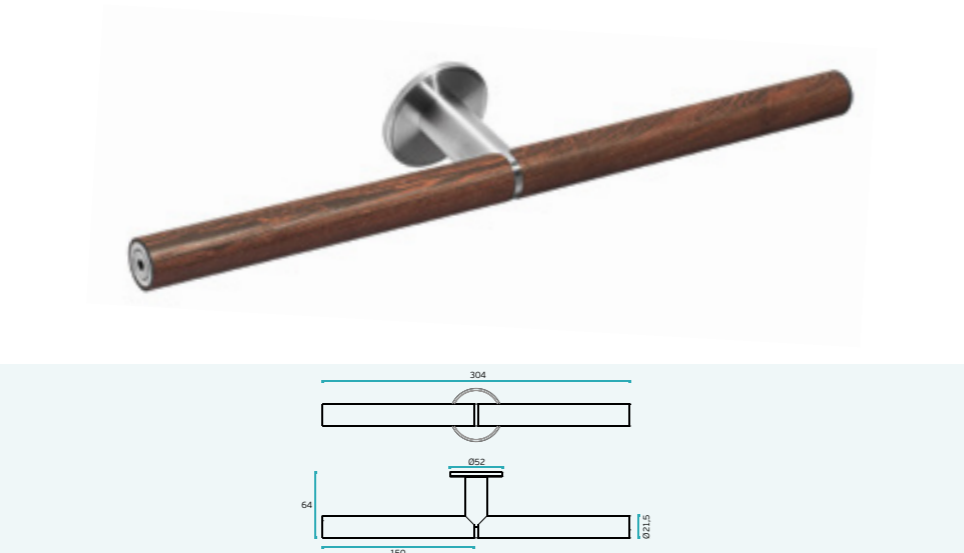
 ACABAMENTO / FINISH / ACABADO:
 STANDARD: SATINADO / SATIN / SATIN

IN.53.101

Toalheiro duplo /

Double towel holder / Toallero doble.

Design: Pedro Queirós


 MATERIAL: EN 1.4301 / AISI 304 +
 MADEIRA / WOOD / MADERA

 ACABAMENTO / FINISH / ACABADO:
 STANDARD: SATINADO / SATIN / SATIN

IN.53.103

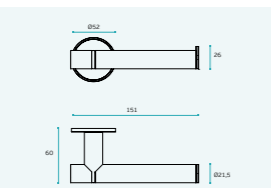
Porta rolo /

Paper holder /

Soporte de papel

Design: Pedro Queirós


 MATERIAL: EN 1.4301 / AISI 304 +
 MADEIRA / WOOD / MADERA

 ACABAMENTO / FINISH / ACABADO:
 STANDARD: SATINADO / SATIN / SATIN


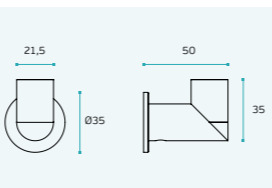
IN.14.418

Cabide /

Hook / Percha.

Design: Pedro Queirós


 MATERIAL: EN 1.4301 / AISI 304 +
 MADEIRA / WOOD / MADERA

 ACABAMENTO / FINISH / ACABADO:
 STANDARD: SATINADO / SATIN / SATIN


IN.53.102.P

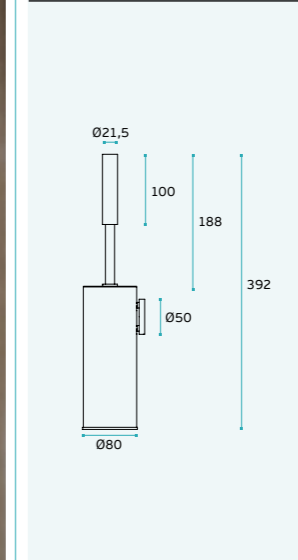
Porta piaçaba de parede /

Wall toilet brush /

Escobillero de pared

Design: Pedro Queirós

 MATERIAL: EN 1.4301 / AISI 304 +
 MADEIRA / WOOD / MADERA

 ACABAMENTO / FINISH / ACABADO:
 STANDARD: SATINADO / SATIN / SATIN


IN.53.102

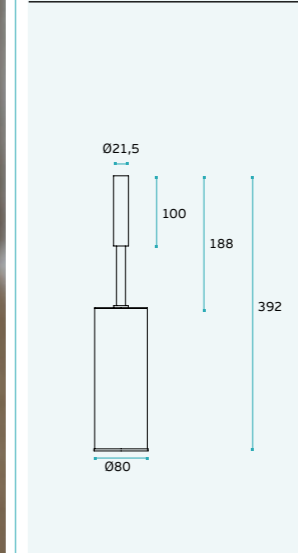
Porta piaçaba /

Toilet brush /

Escobillero.

Design: Pedro Queirós

 MATERIAL: EN 1.4301 / AISI 304 +
 MADEIRA / WOOD / MADERA

 ACABAMENTO / FINISH / ACABADO:
 STANDARD: SATINADO / SATIN / SATIN


2D SERIES

ACESSÓRIOS PARA CASA DE BANHO /
BATHROOM ACCESSORIES /
ACCESORIOS DE BAÑO.



2D SERIES

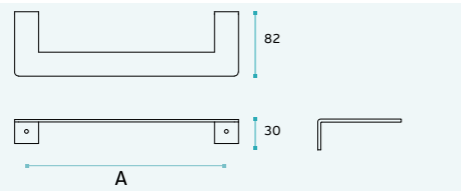
 ACESSÓRIOS PARA CASA DE BANHO /
 BATHROOM ACCESSORIES /
 ACCESORIOS DE BAÑO.

IN.53.002. _ _ _

Toalheiro /
Towel holder / Toallero.



MATERIAL: EN 1.4301 / AISI 304
ACABAMENTO / FINISH / ACABADO:
 STANDARD: SATINADO / SATIN / SATIN



REF	A
IN.53.002.250	250mm
IN.53.002.425	425mm
IN.53.002.600	600mm

.P
PVD
Mirror
finish

.TB
PVD
Titanium
black

.TG
PVD
Titanium
gold

.TCO
PVD
Titanium
copper

.TCH
PVD
Titanium
chocolate

.P
PVD
Mirror
finish

.TB
PVD
Titanium
black

.TG
PVD
Titanium
gold

.TCO
PVD
Titanium
copper

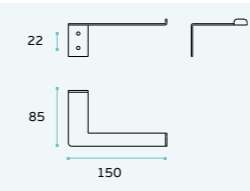
.TCH
PVD
Titanium
chocolate

IN.53.003

Porta rolo /
Paper holder /
Soporte de papel.



MATERIAL: EN 1.4301 / AISI 304
ACABAMENTO / FINISH / ACABADO:
 STANDARD: SATINADO / SATIN / SATIN

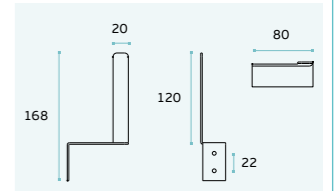


IN.53.004

Porta rolo vertical /
Vertical paper holder /
Soporte de papel vertical.



MATERIAL: EN 1.4301 / AISI 304
ACABAMENTO / FINISH / ACABADO:
 STANDARD: SATINADO / SATIN / SATIN

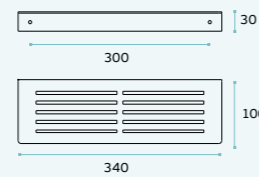


IN.53.001

Saboneteira de parede /
Wall soap holder / Jabonera de pared.



MATERIAL: EN 1.4301 / AISI 304
ACABAMENTO / FINISH / ACABADO:
 STANDARD: SATINADO / SATIN / SATIN

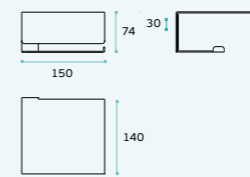


IN.53.005

Porta rolo com tampa /
Paper holder with cover /
Soporte de papel con cubierta.



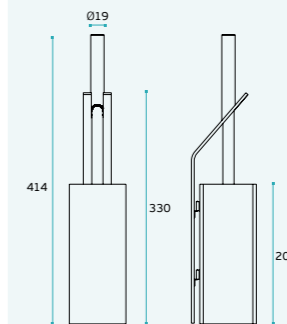
MATERIAL: EN 1.4301 / AISI 304
ACABAMENTO / FINISH / ACABADO:
 STANDARD: SATINADO / SATIN / SATIN



RV.48.003

Porta piaçaba de parede /
Wall toilet brush /
Escobillero de pared.
Design: Rui Viana

MATERIAL: EN 1.4301 / AISI 304
ACABAMENTO / FINISH / ACABADO:
 STANDARD: SATINADO / SATIN / SATIN

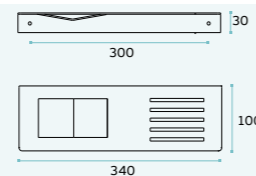


IN.53.006

Saboneteira de parede /
Wall soap holder / Jabonera de pared.



MATERIAL: EN 1.4301 / AISI 304
ACABAMENTO / FINISH / ACABADO:
 STANDARD: SATINADO / SATIN / SATIN

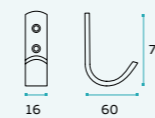


IN.14.541

Cabide /
Hook /
Percha.



MATERIAL: EN 1.4301 / AISI 304

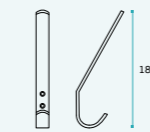


IN.14.540

Cabide /
Hook /
Percha.



MATERIAL: EN 1.4301 / AISI 304



TONDA SERIES


ACESSÓRIOS PARA CASA DE BANHO /
BATHROOM ACCESSORIES /
ACCESORIOS DE BAÑO.



TONDA SERIES

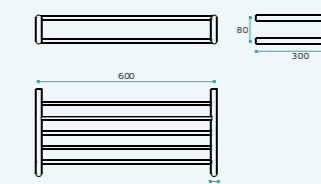
 ACESSÓRIOS PARA CASA DE BANHO /
 BATHROOM ACCESSORIES /
 ACCESORIOS DE BAÑO.


IN.41.141.16.
IN.41.141.19.
 Toalheiro /
 Towel holder /
 Toallero.

MATERIAL: EN 1.4301 / AISI 304
ACABAMENTO / FINISH / ACABADO:
 STANDARD: SATINADO / SATIN / SATIN


REF	A	B
IN.41.141.250	16mm 19mm	250mm
IN.41.141.425	16mm 19mm	425mm
IN.41.141.600	16mm 19mm	600mm

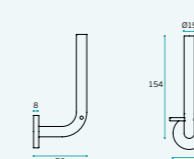
IN.41.132.P
 Estante para toalhas /
 Towel holder /
 Estante toallero

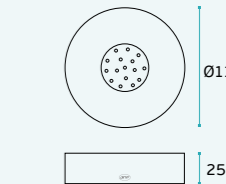
MATERIAL: EN 1.4301 / AISI 304
ACABAMENTO / FINISH / ACABADO:
 POLIDO / POLISHED / PULIDO

IN.41.141.19. .P
 Toalheiro /
 Towel holder /
 Toallero.

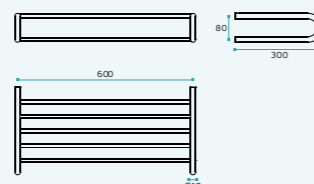
MATERIAL: EN 1.4301 / AISI 304
ACABAMENTO / FINISH / ACABADO:
 POLIDO / POLISHED / PULIDO


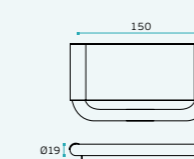
REF	A	B
IN.41.141.19.250.P	19mm	250mm
IN.41.141.19.425.P	19mm	425mm
IN.41.141.19.600.P	19mm	600mm

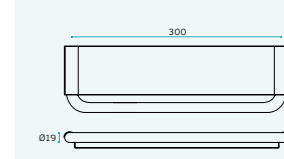
IN.41.135
 Porta rolo /
 Paper holder /
 Soporte de papel

MATERIAL: EN 1.4301 / AISI 304
ACABAMENTO / FINISH / ACABADO:
 STANDARD: SATINADO / SATIN / SATIN

IN.41.137
 Saboneteira /
 Soap holder / Jabonera

MATERIAL: EN 1.4301 / AISI 304
ACABAMENTO / FINISH / ACABADO:
 STANDARD: SATINADO / SATIN / SATIN

IN.41.132
 Estante para toalhas /
 Towel holder /
 Estante toallero

MATERIAL: EN 1.4301 / AISI 304
ACABAMENTO / FINISH / ACABADO:
 STANDARD: SATINADO / SATIN / SATIN

IN.41.136.150
 Saboneteira /
 Soap holder / Jabonera

MATERIAL: EN 1.4301 / AISI 304
ACABAMENTO / FINISH / ACABADO:
 STANDARD: SATINADO / SATIN / SATIN

IN.41.136.300
 Saboneteira /
 Soap holder / Jabonera

MATERIAL: EN 1.4301 / AISI 304
ACABAMENTO / FINISH / ACABADO:
 STANDARD: SATINADO / SATIN / SATIN


TONDA SERIES

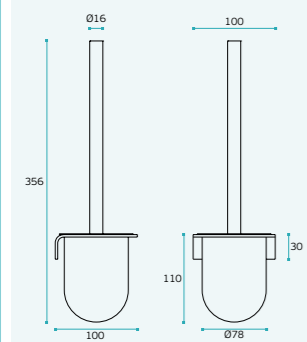
ACESSÓRIOS PARA CASA DE BANHO /
 BATHROOM ACCESSORIES /
 ACCESORIOS DE BAÑO.

IN.41.165

Porta piaçaba de parede /
 Wall toilet brush /
 Escobillero de pared

MATERIAL: EN 1.4301 / AISI 304

ACABAMENTO / FINISH / ACABADO:
 STANDARD: SATINADO / SATIN / SATIN

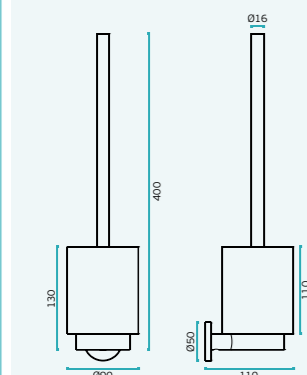


IN.41.320

Porta piaçaba de parede /
 Wall toilet brush /
 Escobillero de pared

MATERIAL: EN 1.4301 / AISI 304

ACABAMENTO / FINISH / ACABADO:
 STANDARD: SATINADO / SATIN / SATIN

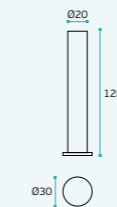


IN.14.525

Cabide ou porta rolo /
 Hook or paper holder /
 Percha o soporte de papel.

MATERIAL: EN 1.4301 / AISI 304

ACABAMENTO / FINISH / ACABADO:
 STANDARD: SATINADO / SATIN / SATIN

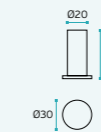


IN.14.520

Cabide /
 Hook / Percha.

MATERIAL: EN 1.4301 / AISI 304

ACABAMENTO / FINISH / ACABADO:
 STANDARD: SATINADO / SATIN / SATIN

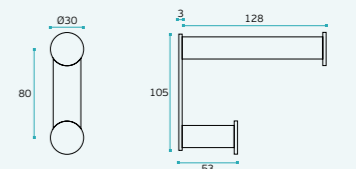


IN.14.526

Cabide /
 Hook / Percha.

MATERIAL: EN 1.4301 / AISI 304

ACABAMENTO / FINISH / ACABADO:
 STANDARD: SATINADO / SATIN / SATIN

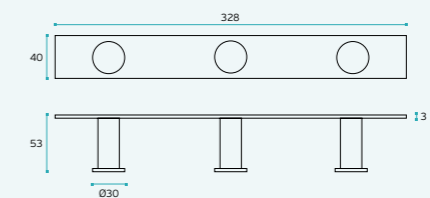



IN.14.520.3

Cabide tripla /
 Hook triple / Percha tripla.

MATERIAL: EN 1.4301 / AISI 304

ACABAMENTO / FINISH / ACABADO:
 STANDARD: SATINADO / SATIN / SATIN



K/1060



Acessórios para casa de banho /
Bathroom accessories /
Accesorios de baño.

Ângulo
Series

WWW.JNF.PT

ÂNGULO SERIES

ACESSÓRIOS PARA CASA DE BANHO /
BATHROOM ACCESSORIES /
ACCESORIOS DE BAÑO.



Acessórios para casa de banho /
Bathroom accessories /
Accesorios de baño.

Ângulo
Series

WWW.JNF.PT

K/1061



ÂNGULO SERIES


 ACESSÓRIOS PARA CASA DE BANHO /
 BATHROOM ACCESSORIES /
 ACCESORIOS DE BAÑO.

IN.42.145.16. ___
IN.42.145.19. ___
Toalheiro /
 Towel holder /
 Toallero.

MATERIAL: EN 1.4301 / AISI 304

ACABAMENTO / FINISH / ACABADO:

STANDARD: SATINADO / SATIN / SATIN



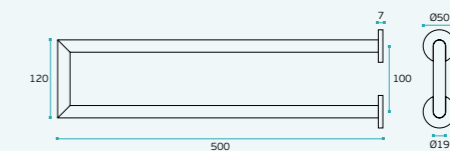
REF	A	B	C
IN.42.145.250	16mm 19mm	250mm	68mm 64mm
IN.42.145.425	16mm 19mm	425mm	68mm 64mm
IN.42.145.600	16mm 19mm	600mm	68mm 64mm

IN.42.143
Toalheiro duplo /
 Double towel holder / Toallero doble

MATERIAL: EN 1.4301 / AISI 304

ACABAMENTO / FINISH / ACABADO:


STANDARD: SATINADO / SATIN / SATIN


IN.42.145.19. ___P
Toalheiro /
 Towel holder /
 Toallero.

MATERIAL: EN 1.4301 / AISI 304

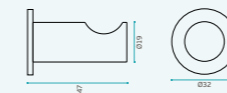
ACABAMENTO / FINISH / ACABADO:

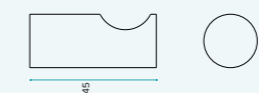
POLIDO / POLISHED / PULIDO

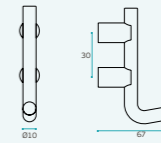


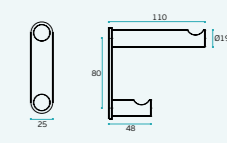
REF	A	B	C
IN.42.145.19.250.P	19mm	250mm	64mm
IN.42.145.19.425.P	19mm	425mm	64mm
IN.42.145.19.600.P	19mm	600mm	64mm

IN.14.510
Cabide /
 Hook / Percha.

MATERIAL: EN 1.4301 / AISI 304

IN.14.515
Cabide /
 Hook / Percha.

MATERIAL: EN 1.4301 / AISI 304

IN.14.537
Cabide /
 Hook / Percha.


MATERIAL: EN 1.4301 / AISI 304

IN.14.527
Cabide /
 Hook / Percha.

MATERIAL: EN 1.4301 / AISI 304

IN.42.144.D
Toalheiro /
 Towel holder /
 Toallero.

MATERIAL: EN 1.4301 / AISI 304

ACABAMENTO / FINISH / ACABADO:


STANDARD: SATINADO / SATIN / SATIN


IN.42.144.D.P
Toalheiro /
 Towel holder /
 Toallero.

MATERIAL: EN 1.4301 / AISI 304

ACABAMENTO / FINISH / ACABADO:

POLIDO / POLISHED / PULIDO



ÂNGULO SERIES

 ACESSÓRIOS PARA CASA DE BANHO /
 BATHROOM ACCESSORIES /
 ACCESORIOS DE BAÑO.

 .P
 Mirror
 finish

 .TB
 PVD
 Titanium
 black

 .TG
 PVD
 Titanium
 gold

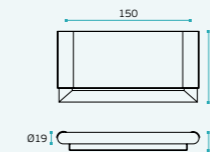
 .TCO
 PVD
 Titanium
 copper

 .TCH
 PVD
 Titanium
 chocolate

IN.42.146

 Saboneteira /
 Soap holder / Jabonera


MATERIAL: EN 1.4301 / AISI 304

ACABAMENTO / FINISH / ACABADO:
STANDARD: SATINADO / SATIN / SATIN


IN.42.148

 Saboneteira /
 Soap holder / Jabonera

MATERIAL: EN 1.4301 / AISI 304

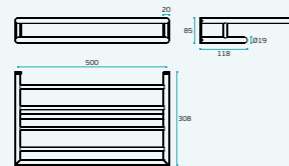
ACABAMENTO / FINISH / ACABADO:
STANDARD: SATINADO / SATIN / SATIN


IN.42.142 IN.42.142.P

 Estante para toalhas /
 Towel holder /
 Estante toallero

MATERIAL: EN 1.4301 / AISI 304

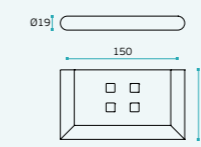
ACABAMENTO / FINISH / ACABADO:
STANDARD: SATINADO / SATIN / SATIN

OPTIONAL:
 POLIDO / POLISHED / PULIDO


IN.42.144.150

 Saboneteira /
 Soap holder / Jabonera

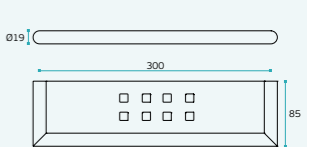
MATERIAL: EN 1.4301 / AISI 304

ACABAMENTO / FINISH / ACABADO:
STANDARD: SATINADO / SATIN / SATIN


IN.42.144.300

 Saboneteira /
 Soap holder / Jabonera

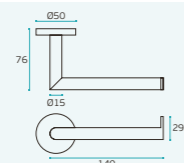
MATERIAL: EN 1.4301 / AISI 304

ACABAMENTO / FINISH / ACABADO:
STANDARD: SATINADO / SATIN / SATIN


IN.42.134

 Porta rolo /
 Paper holder /
 Soporte de papel.

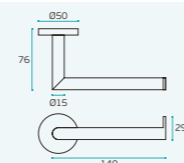
MATERIAL: EN 1.4301 / AISI 304

ACABAMENTO / FINISH / ACABADO:
STANDARD: SATINADO / SATIN / SATIN


IN.42.134.P

 Porta rolo /
 Paper holder /
 Soporte de papel.

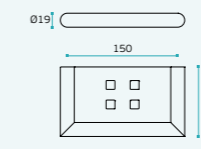
MATERIAL: EN 1.4301 / AISI 304

ACABAMENTO / FINISH / ACABADO:
STANDARD: POLIDO / POLISHED / PULIDO


IN.42.144.150.P

 Saboneteira /
 Soap holder / Jabonera

MATERIAL: EN 1.4301 / AISI 304

ACABAMENTO / FINISH / ACABADO:
STANDARD: POLIDO / POLISHED / PULIDO


IN.42.144.300.P

 Saboneteira /
 Soap holder / Jabonera

MATERIAL: EN 1.4301 / AISI 304

ACABAMENTO / FINISH / ACABADO:
STANDARD: POLIDO / POLISHED / PULIDO


ÂNGULO SERIES

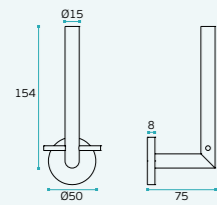
ACESSÓRIOS PARA CASA DE BANHO /
 BATHROOM ACCESSORIES /
 ACCESORIOS DE BAÑO.

IN.42.149

Porta rolo vertical /
 Vertical paper holder /
 Soporte de papel vertical.

MATERIAL: EN 1.4301 / AISI 304

ACABAMENTO / FINISH / ACABADO:
STANDARD: SATINADO / SATIN / SATIN

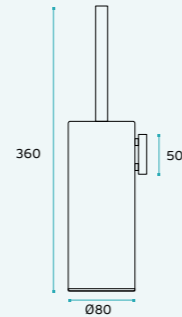


IN.42.165.P.

Porta piaçaba de parede /
 Wall toilet brush /
 Escobillero de pared

MATERIAL:
 IN.42.165.P.304 - EN 1.4301 / AISI 304
 IN.42.165.P.316 - EN 1.4401 / AISI 316

ACABAMENTO / FINISH / ACABADO:
STANDARD: SATINADO / SATIN / SATIN

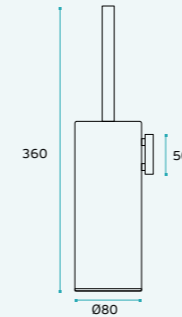


IN.42.165.PP.

Porta piaçaba de parede /
 Wall toilet brush /
 Escobillero de pared

MATERIAL:
 IN.42.165.PP.304 - EN 1.4301 / AISI 304
 IN.42.165.PP.316 - EN 1.4401 / AISI 316

ACABAMENTO / FINISH / ACABADO:
STANDARD: POLIDO / POLISHED / PULIDO

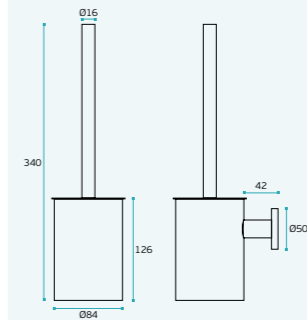


IN.42.166

Porta piaçaba de parede /
 Wall toilet brush /
 Escobillero de pared

MATERIAL: EN 1.4301 / AISI 304

ACABAMENTO / FINISH / ACABADO:
STANDARD: SATINADO / SATIN / SATIN

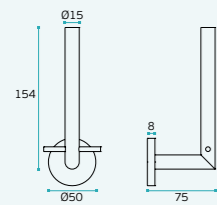


IN.42.149.P

Porta rolo vertical /
 Vertical paper holder /
 Soporte de papel vertical.

MATERIAL: EN 1.4301 / AISI 304

ACABAMENTO / FINISH / ACABADO:
STANDARD: POLIDO / POLISHED / PULIDO

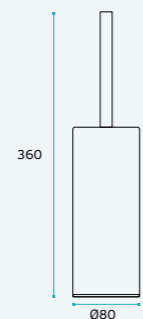


IN.42.164.

Porta piaçaba /
 Toilet brush /
 Escobillero

MATERIAL:
 IN.42.164.304 - EN 1.4301 / AISI 304
 IN.42.164.316 - EN 1.4401 / AISI 316

ACABAMENTO / FINISH / ACABADO:
STANDARD: SATINADO / SATIN / SATIN

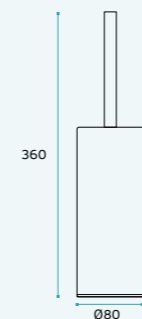


IN.42.164.P.

Porta piaçaba /
 Toilet brush /
 Escobillero

MATERIAL:
 IN.42.164.P.304 - EN 1.4301 / AISI 304
 IN.42.164.P.316 - EN 1.4401 / AISI 316

ACABAMENTO / FINISH / ACABADO:
STANDARD: POLIDO / POLISHED / PULIDO

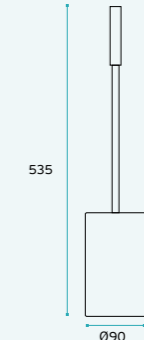


IN.42.310

Porta piaçaba /
 Toilet brush /
 Escobillero

MATERIAL: EN 1.4301 / AISI 304

ACABAMENTO / FINISH / ACABADO:
STANDARD: SATINADO / SATIN / SATIN



FINE SERIES

ACESSÓRIOS PARA CASA DE BANHO /
BATHROOM ACCESSORIES /
ACCESORIOS DE BAÑO.



FINE SERIES

ACESSÓRIOS PARA CASA DE BANHO /
 BATHROOM ACCESSORIES /
 ACCESORIOS DE BAÑO.

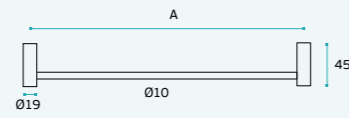
IN.43.150M.
IN.43.150M.P.
 Toalheiro /
 Towel holder / Toallero.



MATERIAL: EN 1.4301 / AISI 304

ACABAMENTO / FINISH / ACABADO:
 STANDARD: SATINADO / SATIN / SATIN

OPTIONAL:
 POLIDO / POLISHED / PULIDO



REF	A
IN.43.150M.250 IN.43.150M.P.250	250mm
IN.43.150M.425 IN.43.150M.P.425	425mm
IN.43.150M.600 IN.43.150M.P.600	600mm


IN.43.150.
IN.43.150.P.
 Toalheiro /
 Towel holder / Toallero.



MATERIAL: EN 1.4301 / AISI 304

ACABAMENTO / FINISH / ACABADO:
 STANDARD: SATINADO / SATIN / SATIN

OPTIONAL:
 POLIDO / POLISHED / PULIDO



REF	A
IN.43.150.250 IN.43.150.P.250	250mm
IN.43.150.425 IN.43.150.P.425	425mm
IN.43.150.600 IN.43.150.P.600	600mm


IN.43.152
IN.43.152.P
 Toalheiro duplo /
 Double towel holder /
 Toallero doble



MATERIAL: EN 1.4301 / AISI 304

ACABAMENTO / FINISH / ACABADO:
 STANDARD: SATINADO / SATIN / SATIN

OPTIONAL:
 POLIDO / POLISHED / PULIDO




IN.43.152.4
 Estante para toalhas /
 Towel holder /
 Estante toallero



MATERIAL: EN 1.4301 / AISI 304

ACABAMENTO / FINISH / ACABADO:
 STANDARD: SATINADO / SATIN / SATIN

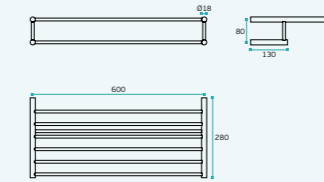


IN.43.174
 Estante para toalhas /
 Towel holder /
 Estante toallero



MATERIAL: EN 1.4301 / AISI 304

ACABAMENTO / FINISH / ACABADO:
 STANDARD: SATINADO / SATIN / SATIN

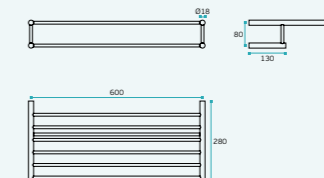


IN.43.174 .P
 Estante para toalhas /
 Towel holder /
 Estante toallero



MATERIAL: EN 1.4301 / AISI 304

ACABAMENTO / FINISH / ACABADO:
 POLIDO / POLISHED / PULIDO



FINE SERIES

ACESSÓRIOS PARA CASA DE BANHO /
 BATHROOM ACCESSORIES /
 ACCESORIOS DE BAÑO.


IN.43.151

Toalheiro duplo giratório /
 Turning doble towel holder /
 Toallero giratório doble.



MATERIAL: EN 1.4301 / AISI 304

ACABAMENTO / FINISH / ACABADO:
STANDARD: SATINADO / SATIN / SATIN




IN.43.159

Porta escovas /
 Teeth brush holder
 Porta cepillos.



MATERIAL: EN 1.4301 / AISI 304

ACABAMENTO / FINISH / ACABADO:
STANDARD: SATINADO / SATIN / SATIN



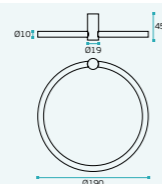
IN.43.153

Toalheiro /
 Towel holder/
 Toallero.



MATERIAL: EN 1.4301 / AISI 304

ACABAMENTO / FINISH / ACABADO:
STANDARD: SATINADO / SATIN / SATIN



IN.43.486

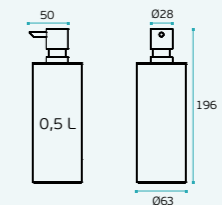
IN.43.486.P

Dispensador de sabão /
 Soap dispenser / Dispensador de jabon.

MATERIAL: EN 1.4301 / AISI 304

ACABAMENTO / FINISH / ACABADO:
STANDARD: SATINADO / SATIN / SATIN

OPTIONAL:
 POLIDO / POLISHED / PULIDO



IN.43.485

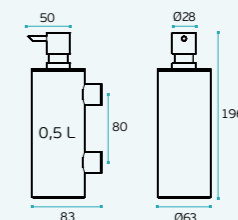
IN.43.485.P

Dispensador de sabão de parede /
 Wall soap dispenser /
 Dispensador de jabón de pared

MATERIAL: EN 1.4301 / AISI 304

ACABAMENTO / FINISH / ACABADO:
STANDARD: SATINADO / SATIN / SATIN

OPTIONAL:
 POLIDO / POLISHED / PULIDO

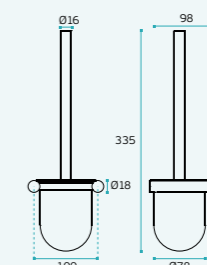


IN.43.167

Porta piaçaba de parede /
 Wall toilet brush / Escobillero de pared

MATERIAL: EN 1.4301 / AISI 304

ACABAMENTO / FINISH / ACABADO:
STANDARD: SATINADO / SATIN / SATIN



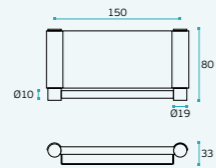
FINE SERIES

 ACESSÓRIOS PARA CASA DE BANHO /
 BATHROOM ACCESSORIES /
 ACCESORIOS DE BAÑO.

IN.43.157

 Saboneteira /
 Soap holder / Jabonera


MATERIAL: EN 1.4301 / AISI 304

ACABAMENTO / FINISH / ACABADO:
STANDARD: SATINADO / SATIN / SATIN


IN.43.158

 Saboneteira /
 Soap holder / Jabonera

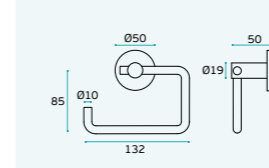
MATERIAL: EN 1.4301 / AISI 304

ACABAMENTO / FINISH / ACABADO:
STANDARD: SATINADO / SATIN / SATIN


IN.40.138

 Porta rolo /
 Paper holder /
 Soporte de papel.

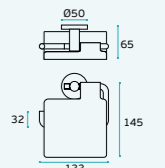
MATERIAL: EN 1.4301 / AISI 304

ACABAMENTO / FINISH / ACABADO:
STANDARD: SATINADO / SATIN / SATIN


IN.40.139

 Porta rolo com tampa /
 Paper holder with cover /
 Soporte de papel con tampa

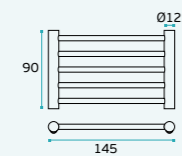
MATERIAL: EN 1.4301 / AISI 304

ACABAMENTO / FINISH / ACABADO:
STANDARD: SATINADO / SATIN / SATIN


IN.43.186

 Saboneteira de bancada /
 Table soap holder /
 Jabonera de lavabo.

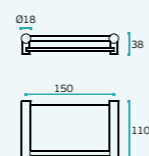
MATERIAL: EN 1.4301 / AISI 304

ACABAMENTO / FINISH / ACABADO:
STANDARD: SATINADO / SATIN / SATIN


IN.43.183.150

 Saboneteira com vidro /
 Soap holder with glass /
 Jabonera con cristal.

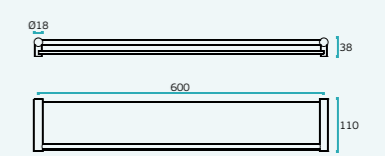
MATERIAL: EN 1.4301 / AISI 304

ACABAMENTO / FINISH / ACABADO:
STANDARD: SATINADO / SATIN / SATIN


IN.43.183.600

 Saboneteira com vidro /
 Soap holder with glass /
 Jabonera con cristal.

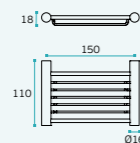
MATERIAL: EN 1.4301 / AISI 304

ACABAMENTO / FINISH / ACABADO: **STANDARD:** SATINADO / SATIN / SATIN


IN.43.184.150

 Saboneteira de parede /
 Wall soap holder /
 Jabonera de pared.

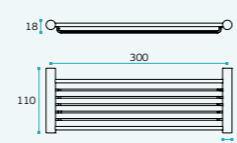
MATERIAL: EN 1.4301 / AISI 304

ACABAMENTO / FINISH / ACABADO:
STANDARD: SATINADO / SATIN / SATIN


IN.43.184.300

 Saboneteira de parede /
 Wall soap holder /
 Jabonera de pared.

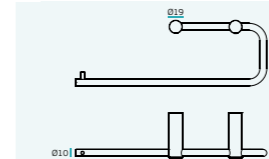
MATERIAL: EN 1.4301 / AISI 304

ACABAMENTO / FINISH / ACABADO:
STANDARD: SATINADO / SATIN / SATIN


IN.43.156

 Porta rolo duplo /
 Double Paper holder /
 Soporte de papel doble.

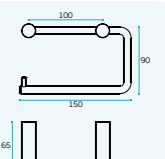
MATERIAL: EN 1.4301 / AISI 304

ACABAMENTO / FINISH / ACABADO:
STANDARD: SATINADO / SATIN / SATIN


IN.43.155

 Porta rolo /
 Paper holder /
 Soporte de papel.

MATERIAL: EN 1.4301 / AISI 304

ACABAMENTO / FINISH / ACABADO:
STANDARD: SATINADO / SATIN / SATIN


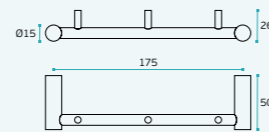
FINE SERIES

 ACESSÓRIOS PARA CASA DE BANHO /
 BATHROOM ACCESSORIES /
 ACCESORIOS DE BAÑO.

IN.14.535

 Cabide tripla /
 Triple Hook /
 Percha tripla.

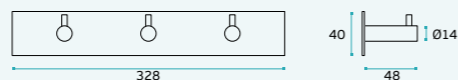
MATERIAL: EN 1.4301 / AISI 304

ACABAMENTO / FINISH / ACABADO:
STANDARD: SATINADO / SATIN / SATIN


IN.14.505.3

 Cabide tripla /
 Triple hook /
 Percha tripla.

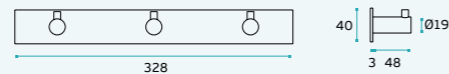
MATERIAL: EN 1.4301 / AISI 304

ACABAMENTO / FINISH / ACABADO:
STANDARD: SATINADO / SATIN / SATIN


IN.14.506.3

 Cabide tripla /
 Triple hook /
 Percha tripla.

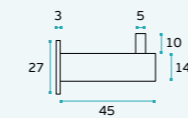
MATERIAL: EN 1.4301 / AISI 304

ACABAMENTO / FINISH / ACABADO:
STANDARD: SATINADO / SATIN / SATIN


IN.14.500

Cabide / Hook / Percha.

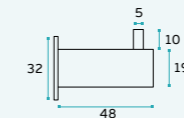

MATERIAL: EN 1.4301 / AISI 304

ACABAMENTO / FINISH / ACABADO:
STANDARD: SATINADO / SATIN / SATIN


IN.14.501

Cabide / Hook / Percha.

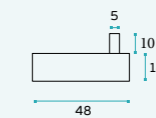

MATERIAL: EN 1.4301 / AISI 304

ACABAMENTO / FINISH / ACABADO:
STANDARD: SATINADO / SATIN / SATIN


IN.14.505

Cabide / Hook / Percha.

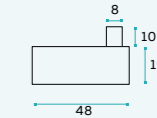

MATERIAL: EN 1.4301 / AISI 304

ACABAMENTO / FINISH / ACABADO:
STANDARD: SATINADO / SATIN / SATIN


IN.14.506

Cabide / Hook / Percha.

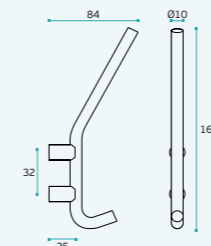

MATERIAL: EN 1.4301 / AISI 304

ACABAMENTO / FINISH / ACABADO:
STANDARD: SATINADO / SATIN / SATIN


IN.14.536

 Cabide /
 Hook / Percha.

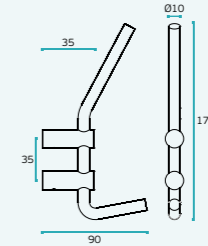
MATERIAL: EN 1.4301 / AISI 304

ACABAMENTO / FINISH / ACABADO:
STANDARD: SATINADO / SATIN / SATIN


IN.14.528

 Cabide /
 Hook / Percha.

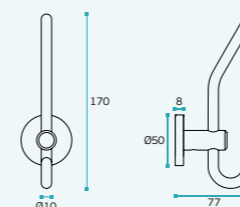
MATERIAL: EN 1.4301 / AISI 304

ACABAMENTO / FINISH / ACABADO:
STANDARD: SATINADO / SATIN / SATIN


IN.14.538

 Cabide /
 Hook / Percha.

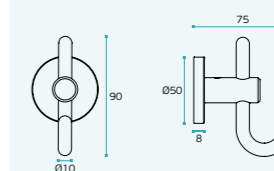
MATERIAL: EN 1.4301 / AISI 304

ACABAMENTO / FINISH / ACABADO:
STANDARD: SATINADO / SATIN / SATIN


IN.14.539

 Cabide /
 Hook / Percha.

MATERIAL: EN 1.4301 / AISI 304

ACABAMENTO / FINISH / ACABADO:
STANDARD: SATINADO / SATIN / SATIN


MERIDIAN SERIES

ACESSÓRIOS PARA CASA DE BANHO /
BATHROOM ACCESSORIES /
ACCESORIOS DE BAÑO.



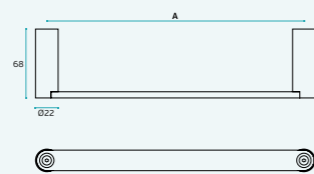
MERIDIAN SERIES

 ACESSÓRIOS PARA CASA DE BANHO /
 BATHROOM ACCESSORIES /
 ACCESORIOS DE BAÑO.

MR.46.001.---

 Toalheiro /
 Towel holder / Toallero.
 Design: Evol

MATERIAL: EN 1.4301 / AISI 304


ACABAMENTO / FINISH / ACABADO:
 STANDARD: SATINADO / SATIN / SATIN


REF	A
MR.46.001.250	250mm
MR.46.001.425	425mm
MR.46.001.600	600mm

MR.46.008

 Saboneteira /
 Soap holder / Jabonera.
 Design: Evol

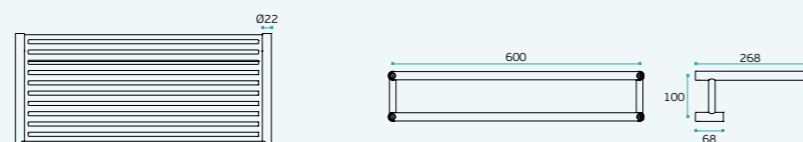
MATERIAL: EN 1.4301 / AISI 304

ACABAMENTO / FINISH / ACABADO:
 STANDARD: SATINADO / SATIN / SATIN


MR.46.003

 Estante para toalhas /
 Towel holder /
 Estante toalheiro.
 Design: Evol

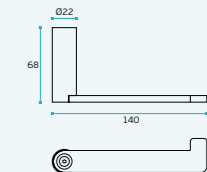
MATERIAL: EN 1.4301 / AISI 304

ACABAMENTO / FINISH / ACABADO:
 STANDARD: SATINADO / SATIN / SATIN


MR.46.004

 Porta rolos /
 Paper holder /
 Soporte de papel.
 Design: Evol

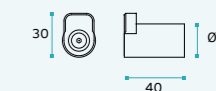
MATERIAL: EN 1.4301 / AISI 304

ACABAMENTO / FINISH / ACABADO:
 STANDARD: SATINADO / SATIN / SATIN


MR.14.006

 Cabide /
 Hook / Percha.
 Design: Evol

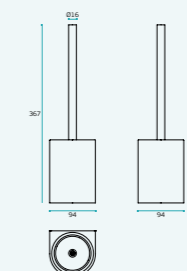
MATERIAL: EN 1.4301 / AISI 304

ACABAMENTO / FINISH / ACABADO:
 STANDARD: SATINADO / SATIN / SATIN


MR.46.007

 Porta piaçaba de parede /
 Wall toilet brush /
 Escobillero de pared.
 Design: Evol

MATERIAL: EN 1.4301 / AISI 304

ACABAMENTO / FINISH / ACABADO:
 STANDARD: SATINADO / SATIN / SATIN


SUBTIL SERIES

ACESSÓRIOS PARA CASA DE BANHO /
BATHROOM ACCESSORIES /
ACCESORIOS DE BAÑO.




SUBTIL SERIES

 ACESSÓRIOS PARA CASA DE BANHO /
 BATHROOM ACCESSORIES /
 ACCESORIOS DE BAÑO.

RV.48.006.---

 Toalheiro /
 Towel holder / Toallero.
 Design: Rui Viana

MATERIAL: EN 1.4301 / AISI 304


ACABAMENTO / FINISH / ACABADO:
 STANDARD: SATINADO / SATIN / SATIN


REF	A
RV.48.006.250	250mm
RV.48.006.425	425mm
RV.48.006.600	600mm

RV.48.006.P.---

 Toalheiro /
 Towel holder / Toallero.
 Design: Rui Viana

MATERIAL: EN 1.4301 / AISI 304

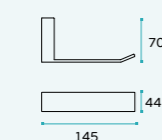
ACABAMENTO / FINISH / ACABADO:
 POLIDO / POLISHED / PULIDO


REF	A
RV.48.006.P.250	250mm
RV.48.006.P.425	425mm
RV.48.006.P.600	600mm

RV.48.005

 Porta rolo /
 Paper holder /
 Soporte de papel.
 Design: Rui Viana

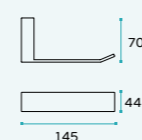
MATERIAL: EN 1.4301 / AISI 304

ACABAMENTO / FINISH / ACABADO:
 STANDARD: SATINADO / SATIN / SATIN



RV.48.005.P

 Porta rolo /
 Paper holder /
 Soporte de papel.
 Design: Rui Viana

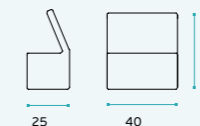
MATERIAL: EN 1.4301 / AISI 304

ACABAMENTO / FINISH / ACABADO:
 POLIDO / POLISHED / PULIDO


RV.14.002 RV.14.002.P

 Cabide /
 Hook / Percha.
 Design: Rui Viana

MATERIAL: EN 1.4301 / AISI 304

ACABAMENTO / FINISH / ACABADO:
 STANDARD: SATINADO / SATIN / SATIN

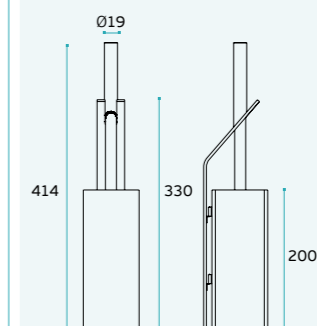
ACABAMENTO / FINISH / ACABADO:
 POLIDO / POLISHED / PULIDO


RV.48.003 RV.48.003.P

 Porta piaçaba de parede /
 Wall toilet brush /
 Escobillero de pared.
 Design: Rui Viana

MATERIAL: EN 1.4301 / AISI 304

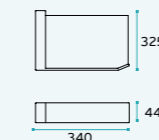
ACABAMENTO / FINISH / ACABADO:
 STANDARD: SATINADO / SATIN / SATIN

ACABAMENTO / FINISH / ACABADO:
 POLIDO / POLISHED / PULIDO


RV.48.001

 Saboneteira de parede /
 Wall soap holder /
 Jabonera de pared.
 Design: Rui Viana

MATERIAL: EN 1.4301 / AISI 304

ACABAMENTO / FINISH / ACABADO:
 STANDARD: SATINADO / SATIN / SATIN


K/1086



Acessórios para casa de banho /
Bathroom accessories /
Accesorios de baño.

Quadro
Series

WWW.JNF.PT

QUADRO SERIES

ACESSÓRIOS PARA CASA DE BANHO /
BATHROOM ACCESSORIES /
ACCESORIOS DE BAÑO.



Acessórios para casa de banho /
Bathroom accessories /
Accesorios de baño.

Quadro
Series

WWW.JNF.PT

K/1087




QUADRO SERIES

 ACESSÓRIOS PARA CASA DE BANHO /
 BATHROOM ACCESSORIES /
 ACCESORIOS DE BAÑO.

IN.44.175.---

 Toalheiro /
 Towel holder /
 Toallero.

MATERIAL: EN 1.4301 / AISI 304

ACABAMENTO / FINISH / ACABADO:
STANDARD: SATINADO / SATIN / SATIN


REF	A
IN.44.175.250	250mm
IN.44.175.425	425mm
IN.44.175.600	600mm

.P
 Mirror
 finish

.TB
 PVD
 Titanium
 black

.TG
 PVD
 Titanium
 gold

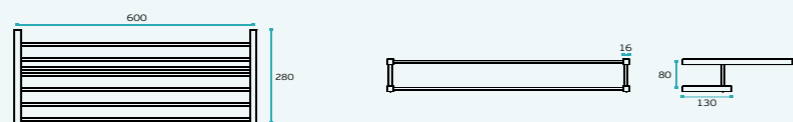
.TCO
 PVD
 Titanium
 copper

.TCH
 PVD
 Titanium
 chocolate


IN.44.188

 Estante para toalhas /
 Towel holder /
 Estante toallero

MATERIAL: EN 1.4301 / AISI 304

ACABAMENTO / FINISH / ACABADO:
STANDARD: SATINADO / SATIN / SATIN


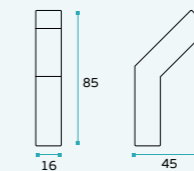
IN.14.601.S IN.14.601.P IN.14.601.B

 Cabide / Hook / Percha
 Design: Christian Magalhães

MATERIAL: ALUMINIO / ALUMINIUM

ACABAMENTO / FINISH / ACABADO:
IN.14.601.S: INOX / STAINLESS STEEL

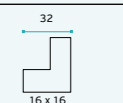
IN.14.601.P: POLIDO / POLISHED / PULIDO

IN.14.601.B: PRETO MATTE ESCOVADO /
 BLACK MATTE / NEGRO MATE SATIN


IN.14.177

 Cabide /
 Hook / Percha.

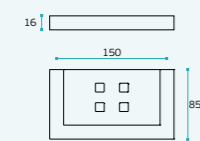
MATERIAL: EN 1.4301 / AISI 304

ACABAMENTO / FINISH / ACABADO:
STANDARD: SATINADO / SATIN / SATIN


IN.44.179.150

 Saboneteira de parede /
 Wall soap holder /
 Jabonera de pared.

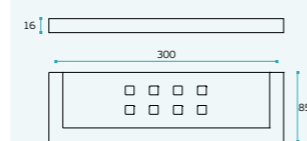
MATERIAL: EN 1.4301 / AISI 304

ACABAMENTO / FINISH / ACABADO:
STANDARD: SATINADO / SATIN / SATIN


IN.44.179.300

 Saboneteira de parede /
 Wall soap holder
 Jabonera de pared.

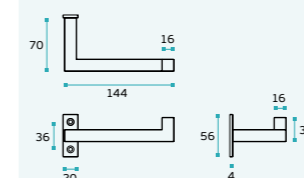
MATERIAL: EN 1.4301 / AISI 304

ACABAMENTO / FINISH / ACABADO:
STANDARD: SATINADO / SATIN / SATIN


IN.44.176

 Porta rolo /
 Paper holder / Soporte de papel.

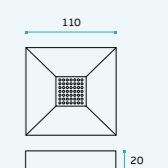
MATERIAL: EN 1.4301 / AISI 304

ACABAMENTO / FINISH / ACABADO:
STANDARD: SATINADO / SATIN / SATIN


IN.41.191

 Saboneteira /
 Soap holder / Jabonera

MATERIAL: EN 1.4301 / AISI 304

ACABAMENTO / FINISH / ACABADO:
STANDARD: SATINADO / SATIN / SATIN


QUADRO SERIES

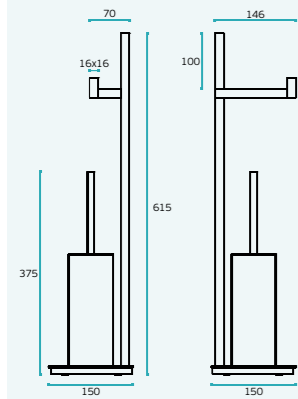
ACESSÓRIOS PARA CASA DE BANHO /
 BATHROOM ACCESSORIES /
 ACCESORIOS DE BAÑO.

IN.44.190

Porta piaçaba com porta rolo /
 Toilet brush with paper holder /
 Escobillero con soporte de papel.

MATERIAL: EN 1.4301 / AISI 304

ACABAMENTO / FINISH / ACABADO:
 STANDARD: SATINADO / SATIN / SATIN

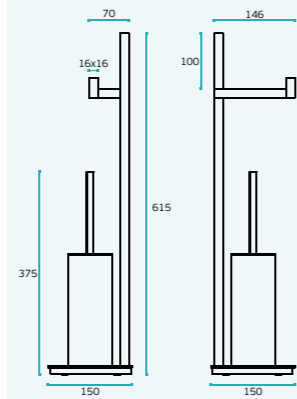


IN.44.190.P

Porta piaçaba com porta rolo /
 Toilet brush with paper holder /
 Escobillero con soporte de papel.

MATERIAL: EN 1.4301 / AISI 304

ACABAMENTO / FINISH / ACABADO:
 STANDARD: POLIDO / POLISHED / PULIDO



.P
 Mirror
 finish

.TB
 PVD
 Titanium
 black

.TG
 PVD
 Titanium
 gold

.TCO
 PVD
 Titanium
 copper

.TCH
 PVD
 Titanium
 chocolate

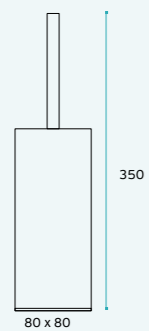
IN.44.185 IN.44.185.P

Porta piaçaba /
 Toilet brush / Escobillero

MATERIAL: EN 1.4301 / AISI 304

ACABAMENTO / FINISH / ACABADO:
 STANDARD: SATINADO / SATIN / SATIN

OPTIONAL:
 POLIDO / POLISHED / PULIDO



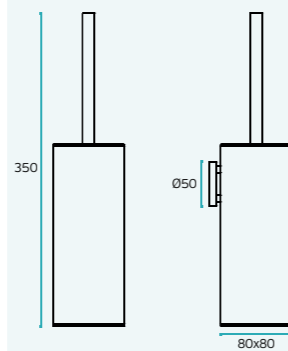
IN.44.186 IN.44.186.P

Porta piaçaba de parede /
 Wall toilet brush /
 Escobillero de pared

MATERIAL: EN 1.4301 / AISI 304

ACABAMENTO / FINISH / ACABADO:
 STANDARD: SATINADO / SATIN / SATIN

OPTIONAL:
 POLIDO / POLISHED / PULIDO



QUADRATO SERIES

ACESSÓRIOS PARA CASA DE BANHO /
 BATHROOM ACCESSORIES /
 ACCESORIOS DE BAÑO.




QUADRATO SERIES

 ACESSÓRIOS PARA CASA DE BANHO /
 BATHROOM ACCESSORIES /
 ACCESORIOS DE BAÑO.

IN.51.001.---

 Toalheiro /
 Towel holder /
 Toallero.

MATERIAL: EN 1.4301 / AISI 304

ACABAMENTO / FINISH / ACABADO:
 STANDARD: SATINADO / SATIN / SATIN


REF	A
IN.51.001.250	250mm
IN.51.001.425	425mm
IN.51.001.600	600mm

.P
 Mirror
 finish

.TB
 PVD
 Titanium
 black

.TG
 PVD
 Titanium
 gold

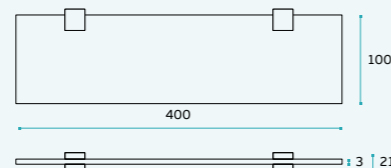
.TCO
 PVD
 Titanium
 copper

.TCH
 PVD
 Titanium
 chocolate


IN.51.003

 Saboneteira de parede /
 Wall soap holder /
 Jabonera de pared.

MATERIAL: EN 1.4301 / AISI 304

ACABAMENTO / FINISH / ACABADO:
 STANDARD: SATINADO / SATIN / SATIN


CS.14.004.Q

 Cabide /
 Hook / Percha

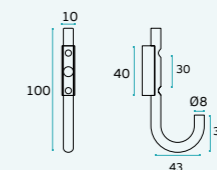
MATERIAL: EN 1.4301 / AISI 304

ACABAMENTO / FINISH / ACABADO:
 STANDARD: SATINADO / SATIN / SATIN


IN.14.545

 Cabide /
 Hook / Percha.

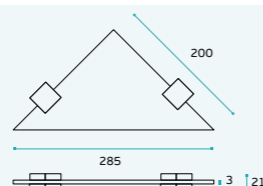
MATERIAL: EN 1.4301 / AISI 304

ACABAMENTO / FINISH / ACABADO:
 STANDARD: SATINADO / SATIN / SATIN


IN.51.004

 Saboneteira de canto /
 Wall corner soap holder /
 Jabonera de canto

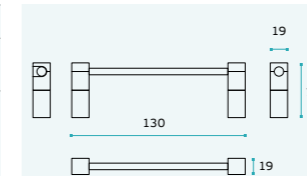
MATERIAL: EN 1.4301 / AISI 304

ACABAMENTO / FINISH / ACABADO:
 STANDARD: SATINADO / SATIN / SATIN


IN.51.002

 Porta rolo /
 Paper holder / Soporte de papel.

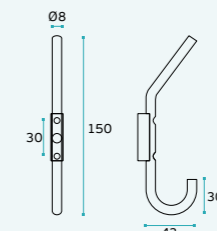
MATERIAL: EN 1.4301 / AISI 304

ACABAMENTO / FINISH / ACABADO:
 STANDARD: SATINADO / SATIN / SATIN


IN.14.544

 Cabide /
 Hook / Percha.

MATERIAL: EN 1.4301 / AISI 304

ACABAMENTO / FINISH / ACABADO:
 STANDARD: SATINADO / SATIN / SATIN



CILINDRO SERIES

 ACESSÓRIOS PARA CASA DE BANHO /
 BATHROOM ACCESSORIES /
 ACCESORIOS DE BAÑO.


IN.52.101. ---

Toalheiro /
Towel holder /
Toallero.

MATERIAL: EN 1.4301 / AISI 304


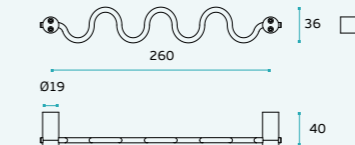
ACABAMENTO / FINISH / ACABADO:
STANDARD: SATINADO / SATIN / SATIN


REF	A
IN.52.101.250	250mm
IN.52.101.425	425mm
IN.52.101.600	600mm

CS.47.006

Toalheiro ou cabide /
Towel holder or hook /
Toallero o percha.

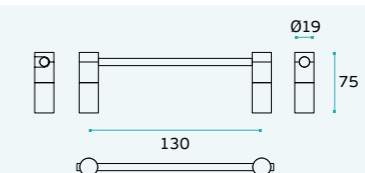
MATERIAL: EN 1.4301 / AISI 304

ACABAMENTO / FINISH / ACABADO:
STANDARD: SATINADO / SATIN / SATIN


IN.52.102

Porta rolo /
Paper holder /
Soporte de papel.

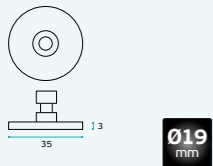
MATERIAL: EN 1.4301 / AISI 304

ACABAMENTO / FINISH / ACABADO:
STANDARD: SATINADO / SATIN / SATIN


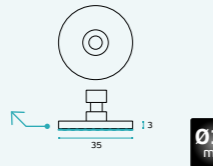
A **Acessórios com bases (aumento de resistência de fixação à parede) /**
Accessories with base (increase of the resistance for wall fixing) /
Accesorios con bases (aumento de resistencia de la fijación a la pared).



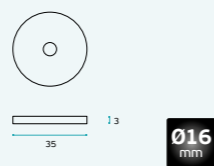
IN.08.BRC.35
Base para toalheiros /
Base for towel rack /
Base para toallero.

Ø19
mm

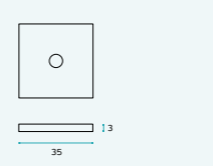
IN.08.BRG.35
Base de colar para toalheiro /
Base to glue towel rack /
Base para pegar toallero.

Ø19
mm

IN.08.BRO.55
Base para toalheiro /
Base for towel rack /
Base para toallero.

Ø16
mm

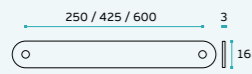
IN.08.BQT
Base para toalheiros /
Base for towel rack /
Base para toallero.



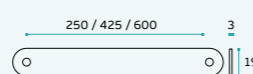
13



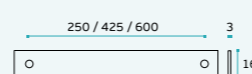
IN.08.BOT.16.250
IN.08.BOT.16.425
IN.08.BOT.16.600
Base para toalheiro /
Base for towel rack / Base para toallero.

Ø16
mm


IN.08.BOT.19.250
IN.08.BOT.19.425
IN.08.BOT.19.600
Base para toalheiro /
Base for towel rack / Base para toallero.

Ø19
mm

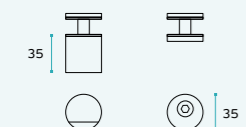
IN.08.BRT.250
IN.08.BRT.425
IN.08.BRT.600
Base para toalheiro /
Base for towel rack / Base para toallero.



16



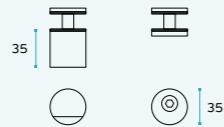
IN.08.TVK.16
Kit de bases e puxador para porta de chuveiro /
Kit with bases and handle for the shower door /
Kit de bases y pomo para puerta de la ducha.



35



IN.08.TVK.19
Kit de bases e puxador para porta de chuveiro /
Kit with bases and handle for the shower door /
Kit de bases y pomo para puerta de la ducha.



35



IN.08.TVV.16
IN.08.TVV.19
Kit de bases para porta de chuveiro /
Kit with bases for the shower door /
Kit de bases para puerta de la ducha.



35



**ANTISEPTIC
SOLUTIONS**

Soluções antissépticas cuja higienização é efectuada sem recorrer ao CONTACTO. Adequado para utilizar no interior e exterior de estabelecimentos e totalmente apto a ser manuseado por pessoas de mobilidade condicionada bem como crianças acompanhadas de adultos.

Antiseptic solutions dispenser where hygiene is performed without resorting to CONTACT. Suitable for use inside and outside establishments and fully suitable for use by people with disabilities as well as children accompanied by adults.

Soluciones antisépticas cuya higiene se realiza sin recurrir al CONTACTO.

Apto para uso dentro y fuera de establecimientos y totalmente apto para uso de personas con discapacidad así como de niños acompañados de adultos.

ANTISEPTIC SOLUTIONS

 ACESSÓRIOS PARA CASA DE BANHO /
 BATHROOM ACCESSORIES /
 ACCESORIOS DE BAÑO.

IN.60.576.B
 Material: AISI 304 +
 RAL 9005

IN.60.576.B.TB
 PVD titanium Black +
 RAL 9005

IN.60.576.B.TG
 PVD titanium Gold +
 RAL 9005

IN.60.576.B.TCO
 PVD titanium Copper +
 RAL 9005

IN.60.576.B.TCH
 PVD titanium Chocolate
 + RAL 9005

.P
 Mirror
 finish

.TB
 PVD
 Titanium
 black

.TG
 PVD
 Titanium
 gold

.TCO
 PVD
 Titanium
 copper

.TCH
 PVD
 Titanium
 chocolate

.P
 Mirror
 finish

.TB
 PVD
 Titanium
 black

.TG
 PVD
 Titanium
 gold

.TCO
 PVD
 Titanium
 copper

.TCH
 PVD
 Titanium
 chocolate

IN.60.576.W
 Material: AISI 304 +
 RAL 9016

IN.60.576.W.TB
 PVD titanium Black +
 RAL 9016

IN.60.576.W.TG
 PVD titanium Gold +
 RAL 9016


IN.60.576.W.TCO
 PVD titanium Copper +
 RAL 9016

IN.60.576.W.TCH
 PVD titanium Chocolate
 + RAL 9016


- Capacidade para 900cc com visor de controlo de nível.
- Activado por sensor de proximidade.
- Bomba doseadora selada e substituível.
- Bomba patenteada com sistema de vedantes que garante os doseamentos constantes e estanquidade total.
- Funcionamento silencioso a baterias AA com capacidade aproximada de 25,000 ciclos ou 1 ano.
- Indicador LED de activação e informação de baterias com carga baixa.
- IP53 utilização no interior ou exterior (*)
- Fácil acesso para reabastecimento e troca de baterias.
- Reservatório absorvente para recolha de salpicos para manutenção e limpeza.
- Estrutura termo lacada (RAL 9005 ou 9016) e inox.
- Possibilidade de acabamentos em PVD Titanium nos componentes de aço inoxidável.

- Capacity for 900cc with level control display.
- Activated by proximity sensor.
- Dosing pump sealed and replaceable.
- Patented pump with sealing system that guarantees constant dosing and total tightness.
- Silent operation on AA batteries with a capacity of approximately 25,000 cycles or 1 year.
- LED activation indicator and battery information for low charge.
- IP53 Indoor or outdoor use (*)
- Easy access for refilling and changing batteries.
- Absorbent reservoir for collecting splashes for maintenance and cleaning.
- Powder coating structure (RAL 9005 or 9016) and stainless steel
- Possibility of finishing PVD Titanium in the components of stainless steel.

- Capacidad para 900cc con mirilla de control de nivel.
- Activado por sensor de proximidad.
- Bomba dosificadora sellada y reemplazable.
- Bomba patentada con sistema de estanqueidad que garantiza una dosificación constante y una estanqueidad total.
- Funcionamiento silencioso con pilas AA con una capacidad de aproximadamente 25,000 ciclos o 1 año.
- Indicador de activación LED e información de batería para carga baja.
- IP53 Uso interior o exterior (*)
- Fácil acceso para recargar y cambiar baterías.
- Depósito absorbente para la recogida de salpicaduras para mantenimiento y limpieza.
- Estructura termolacada (RAL 9005 o 9016) y acero inoxidable
- Posibilidad de acabado PVD Titano en los componentes de acero inoxidable.

ANTISEPTIC SOLUTIONSACESSÓRIOS PARA CASA DE BANHO /
BATHROOM ACCESSORIES /
ACCESORIOS DE BAÑO.
ANTISEPTIC
AUTOMATIC
DISPENSER
**TOUCH
LESS**
**A
AUTO**

ESTE É UM DISPENSADOR DE
SOLUÇÕES ANTISSÉPTICAS
CUJA HIGIENIZAÇÃO DAS MÃOS
É EFECTUADA SEM RECORRER
AO CONTACTO.

ADEQUADO PARA UTILIZAR NO
INTERIOR DE ESTABELECIMENTOS
E TOTALMENTE APTO A SER
MANUSEADO POR PESSOAS DE
MOBILIDADE CONDICIONADA BEM
COMO CRIANÇAS ACOMPANHADAS
DE ADULTOS. .

THIS IS AN ANTISEPTIC SOLUTIONS
DISPENSER WHOSE HAND HYGIENE IS
PERFORMED WITHOUT RESORTING TO
CONTACT.

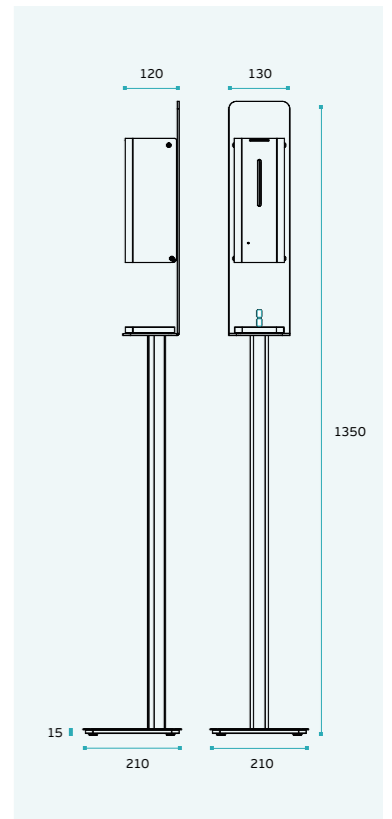
SUITABLE FOR INSIDE USE IN
ESTABLISHMENTS AND FULLY
SUITABLE FOR USE BY PEOPLE WITH
DISABILITIES AS WELL AS CHILDREN
ACCOMPANIED BY ADULTS.

SE TRATA DE UN DISPENSADOR DE
SOLUCIONES ANTISSÉPTICAS CUYA
HIGIENE DE MANOS SE REALIZA SIN
RECURRIR AL CONTACTO.

APTO PARA USO EN LO INTERIOR DE
ESTABELECIMIENTOS Y TOTALMENTE
APTO PARA USO DE PERSONAS CON
DISCAPACIDAD ASÍ COMO DE NIÑOS
ACOMPÑADOS DE ADULTOS.



Disability Discrimination Act (DDA)
Regulamentos de discriminação por deficiência
Normativa sobre discriminación por discapacidad

.P
Mirror
finish**.TB**
PVD
Titanium
black**.TG**
PVD
Titanium
gold**.TCO**
PVD
Titanium
copper**.TCH**
PVD
Titanium
chocolate**IN.60.575**
Material: AISI 304 +
RAL 9005**IN.60.575.B**
Material: AISI 304 +
RAL 9005**IN.60.575.W**
Material: AISI 304 +
RAL 9016**IN.60.575.TB**
Material: AISI 304
PVD titanium Black +
RAL 9005**IN.60.575.TG**
Material: AISI 304
PVD titanium Gold +
RAL 9005**IN.60.575.TCO**
Material: AISI 304
PVD titanium Copper +
RAL 9005**IN.60.575.TCH**
Material: AISI 304
PVD titanium Chocolate +
RAL 9005

ANTISEPTIC SOLUTIONS

ACESSÓRIOS PARA CASA DE BANHO /
BATHROOM ACCESSORIES /
ACCESORIOS DE BAÑO.

**ESTAÇÃO ANTISSEPTICA MULTIFUNÇÕES,
COMBINA UM DISPENSADOR DE SOLUÇÕES
ANTISSEPTICAS AUTOMÁTICO, DISPENSADOR
DE LUVAS E RECIPIENTE PARA LUVAS OU
MÁSCARAS USADAS.**

MULTIFUNCTION ANTISEPTIC STATION, COMBINES
AN AUTOMATIC ANTISEPTIC SOLUTION DISPENSER,
GLOVE DISPENSER AND CONTAINER FOR USED
GLOVES OR MASKS. THE COMBINATION OF SEVERAL
FUNCTIONS ALLOWS YOU TO CONCENTRATE ON ONE
DEVICE, OPTIMIZING SPACE AND FACILITATING USE.

ESTACIÓN ANTISÉPTICA MULTIFUNCIÓN, COMBINA
UN DISPENSADOR AUTOMÁTICO DE SOLUCIÓN
ANTISÉPTICA, UN DISPENSADOR DE GANTES Y
UN CONTENEDOR PARA GANTES O MASCARILLAS
USADOS.


**ANTISEPTIC
AUTOMATIC
DISPENSER**


**TOUCH
LESS**


**A
AUTO**




IP53



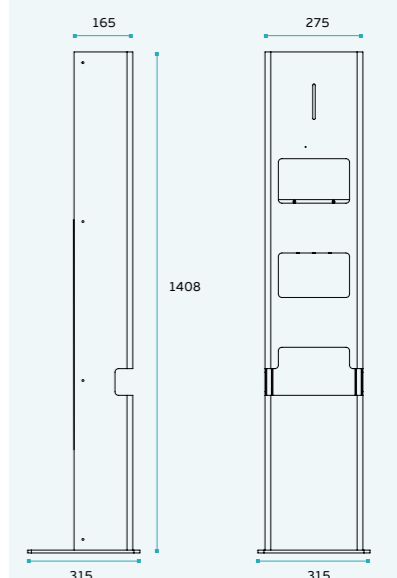

IN.60.574
Estação antiséptica multifunções /
Multifunction antiseptic station /
Estación antiséptica multifunción.

1. Capacidade para 900cc com visor de controlo de nível.
2. Activado por sensor de proximidade.
3. Bomba doseadora selada e substituível, patenteada com sistema de vedantes que garante os doseamentos constantes e estanquidade total.
4. Funcionamento silencioso a baterias AA com capacidade aproximada de 25.000 ciclos ou 1 ano. Indicador LED de activação e informação de baterias com carga baixa.
5. Fácil acesso para reabastecimento e troca de baterias.
6. Reservatório para recolha de salpicos para manutenção e limpeza.
7. IP53 utilização no interior ou exterior.
8. Recipiente 9,5l para luvas ou máscaras usadas.
9. Dispensador de luvas

1. Capacity for 900 cc liquid with level control display.
2. Activated by proximity sensor.
3. Dosing pump sealed and replaceable, patented with sealing system that guarantees constant dosing and total watertightness.
4. Silent operation on AA batteries with a capacity of approximately 25,000 cycles or 1 year. LED activation indicator and battery information for low charge.
5. Easy access for refilling and changing batteries.
6. Reservoir for collecting splashes for maintenance and cleaning.
7. IP53 indoor or outdoor use.
8. Container with 9,5L for used gloves or masks.
9. Glove dispenser.

1. Capacidad para 900 cc con mirilla de control de nivel.
2. Activado por sensor de proximidad.
3. Bomba dosificadora sellada y reemplazable, con sistema de sellado que garantiza una dosificación constante y total estanqueidad.
4. Funcionamiento silencioso con pilas AA con una capacidad de aproximadamente 25.000 ciclos o 1 año. Indicador de activación LED e información de batería para carga baja.
5. Fácil acceso para recargar y cambiar baterías.
6. Depósito para la recogida de salpicaduras, mantenimiento y limpieza.
7. IP53 uso interior o exterior.
8. Contenedor de 9,5L para guantes o mascarillas usados.
9. Dispensador de guantes

IN.60.574
Material: AISI 304 + RAL 9005





INDUSTRIAL SERIES

A JNF desenvolveu esta nova linha de acessórios de casa de banho industrial, tendo em especial atenção o funcionamento de todas as peças como um conjunto, embora que, com funções distintas. Existe uma linha condutora que cria uma uniformidade de volumes, não descurando alguns fatores que são fundamentais para o bom funcionamento deste tipo de acessórios /


JNF has developed this new series of industrial bathroom accessories, with particular attention to the set of all components, so that it works as a whole. There is a conductive line that creates a uniformity of volumes, without neglect some factors that are critical to the proper functioning of this type of accessories /

JNF ha desarrollado esta nueva línea de accesorios de baño industriales, con especial atención a la operación de todas las partes en su conjunto, a pesar de que, con funciones distintas. Hay una línea conductora que crea una uniformidad de los volúmenes, sin olvidar algunos factores que son fundamentales para el buen funcionamiento de este tipo de accesorios.



INDUSTRIAL SERIES

ACESSÓRIOS PARA CASA DE BANHO /
 BATHROOM ACCESSORIES /
 ACCESORIOS DE BAÑO.



FUNCIONALIDADE

Todas as peças foram desenhadas de forma a serem fáceis e intuitivamente operadas por qualquer utilizador.

ERGONOMIA

Aplicando teoria, princípios, dados e métodos de ergonomia, conseguiu-se projetar um conjunto de elementos otimizados para o bem-estar humano e desempenho geral do sistema.

PERFORMANCE

Todos os elementos elétricos e eletrónicos usados garantem uma grande performance de funcionamento e simultaneamente economia de energia, factor de grande importância na redução de custos e impacto ambiental.

LIMPEZA E HIGIENE

O design da estrutura principal de todas as peças teve em grande consideração a limpeza e higiene, criando superfícies grandes e lisas, permitindo a fácil limpeza e desinfecção das peças, características fundamentais em elementos que podem ser manipulados diariamente por milhares de pessoas.

SEGURANÇA

Foi um dos grandes pontos de foco, o desenho ter especial cuidado com as formas não agressivas, algo que foi conseguido com os laterais ligeiramente boleados, mantendo as formas gerais retangulares.

APOIO A PESSOAS COM MOBILIDADE CONDICIONADA

Ao projetarmos esta série, tivemos sempre presente a aplicabilidade destas peças em casas de banho destinadas a pessoas com mobilidade reduzida, sendo possível a instalação das mesmas em diferentes alturas mantendo a facilidade de utilização dos equipamentos.

INSTALAÇÃO

Ao termos peças que partilham dimensões semelhantes também a forma de instalar e furações para fixar à parede foram mantidas semelhantes, simplificando a instalação e, simultaneamente, permitindo poupar tempo na aplicação.

FUNCTIONALITY

All parts are designed so that they can be easily and intuitively operated by any user.

ERGONOMIA

Applying theory, principles, data and ergonomics methods, it was possible to design a set of optimized elements for human well-being and overall system performance.

PERFORMANCE

All electric and electronic elements used, guarantee a high operating performance and, simultaneously, energy saving. Great importance factor in reducing costs and environmental impact.

CLEANLINESS AND HYGIENE

The main structure design of all parts had in serious consideration the cleanliness and hygiene, creating large, smooth surfaces, allowing an easy cleaning and disinfecting of the parts. Those are fundamental product characteristics because they can be manipulated by thousands of people every day.

SECURITY

Was one of the major focus points, the design take special care with non-aggressive forms, something that has been achieved with the slightly fillets on the side, but maintaining the general rectangular forms.

AIDS FOR DISABLED PEOPLE

When projecting this series, we always had in mind the application in bathrooms for people with reduced mobility, being possible to install them at different heights while maintaining the ease of use of the equipment.

INSTALLATION

These products share similar dimensions, so the installation and drilling templates are also similar, reducing time and simplifying the application.

FUNCIONALIDAD

Todas las piezas están diseñadas de manera que sea fácil e intuitivamente operado por cualquier usuario.

ERGONOMÍA

Aplicando teoría, principios, datos y métodos de ergonomía, hemos sido capaces de diseñar un conjunto de elementos optimizados para el bienestar humano y el rendimiento general del sistema.

RENDIMIENTO

Todos los elementos eléctricos y electrónicos usados garantizar un rendimiento de alto funcionamiento y al mismo tiempo el ahorro de energía, factor muy importante en la reducción de costes y el impacto ambiental.

LIMPIEZA E HIGIENE

El diseño de la estructura principal de todas las partes debe muy en cuenta a la limpieza y la higiene, creando grandes superficies y lisas, lo que permite una fácil limpieza y desinfección de las partes, características fundamentales de los elementos que se pueden ser manipulados por miles de personas diariamente.

SEGURIDAD

Fue uno de los principales puntos de enfoque, el diseño tenga especial cuidado con las formas no agresivas, algo que se ha conseguido con las laterales boleadas, manteniendo las formas rectangulares generales.

APOYO PARA PERSONAS DE MOVILIDAD REDUCIDA

Al proyectar esta serie, siempre se ha pensado en la aplicabilidad de estas piezas en los baños para personas con movilidad reducida, por lo que es posible la instalación de la misma a diferentes alturas, manteniendo la facilidad de uso de los equipos.

INSTALACIÓN

Cuando tenemos piezas que comparten dimensiones similares también la forma de instalar y agujeros para fijar a la pared se mantuvieron similares, lo que simplifica la instalación y al mismo tiempo, ahorrando tiempo en la aplicación.

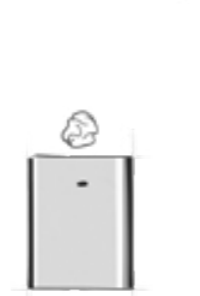
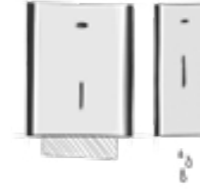
1



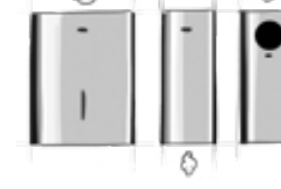
2



3



4



5



1>

IN.60.562
Dispensador de sabão automático /
 Automatic liquid soap dispenser /
 Dispensador de jabón automático.

IN.60.561
Cesto de papéis de parede /
 Wall waste receptacle /
 Papelera de pared.

2>

IN.60.548
Dispensador de toalhas de papel /
 Tissue paper box /
 Dispensador de toallas de papel.

IN.60.566
Secador de mãos automático /
 Automatic hand dryer /
 Secador de manos automático.

IN.60.561
Cesto de papéis de parede /
 Wall waste receptacle /
 Papelera de pared.

3>

IN.60.548
Dispensador de toalhas de papel /
 Tissue paper box /
 Dispensador de toallas de papel.

IN.60.562
Dispensador de sabão automático /
 Automatic liquid soap dispenser /
 Dispensador de jabón automático.

IN.60.561
Cesto de papéis de parede /
 Wall waste receptacle /
 Papelera de pared.

4>

IN.60.561
Cesto de papéis de parede /
 Wall waste receptacle /
 Papelera de pared.

IN.60.563
Dispensador de sabão automático /
 Automatic liquid soap dispenser /
 Dispensador de jabón automático.


IN.60.564
Cesto de papéis de parede /
 Wall waste receptacle /
 Papelera de pared.

5>

IN.60.561
Cesto de papéis de parede /
 Wall waste receptacle /
 Papelera de pared.

IN.60.563
Dispensador de sabão automático /
 Automatic liquid soap dispenser /
 Dispensador de jabón automático.

IN.60.564
Cesto de papéis de parede /
 Wall waste receptacle /
 Papelera de pared.



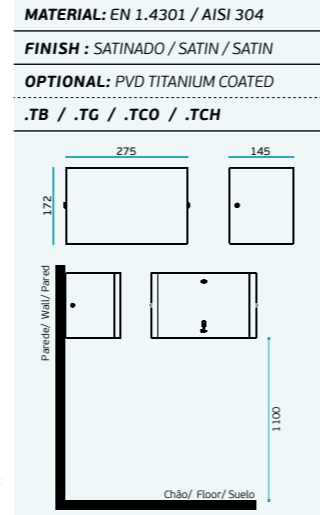
INDUSTRIAL SERIES

 ACESSÓRIOS PARA CASA DE BANHO /
 BATHROOM ACCESSORIES /
 ACCESORIOS DE BAÑO.

IN.60.566

Secador de mãos automático.
Baixo consumo. Dimensões reduzidas.
Desenhado para uso intensivo. Sensor automático infravermelho, auto-ajustável /
 Automatic hand dryer. Low consumption. Small dimensions. Designed for intensive use. Self-adjusting infrared automatic sensor /
 Secador de mãos automático.
 Bajo consumo. Pequeñas dimensiones. Diseñado para un uso intensivo. Sensor automático de infrarrojos, autoajustable.

TIPO MOTOR / MOTOR TYPE	500W-29000RPM
VOLTAGEM / VOLTAGE	220/240V, 50/60HZ
TEMPERATURA SAÍDA DO AR / AIR OUTPUT TEMPERATURE	50°C (131°F)
VELOCIDADE AR / AIR SPEED	90M/S
TEMPO SECAGEM / DRYING TIME	10-15 S
ISOLAMENTO / ISOLATION	CLASS 1



IN.60.561

Cesto de papéis de parede /
 Wall waste receptacle /
 Papelera de pared.

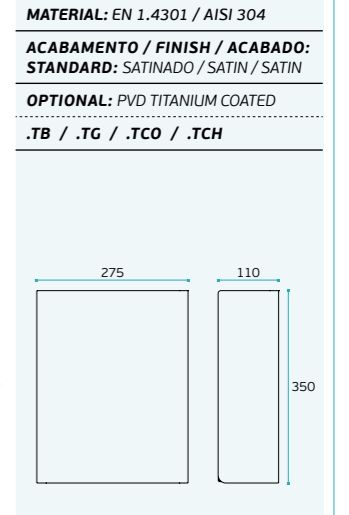
.P
 Mirror finish

.TB
 PVD Titanium black

.TG
 PVD Titanium gold

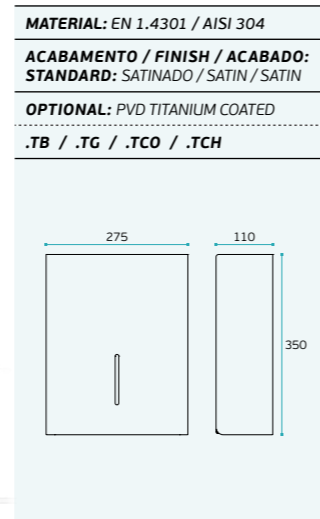
.TCO
 PVD Titanium copper

.TCH
 PVD Titanium chocolate



IN.60.548

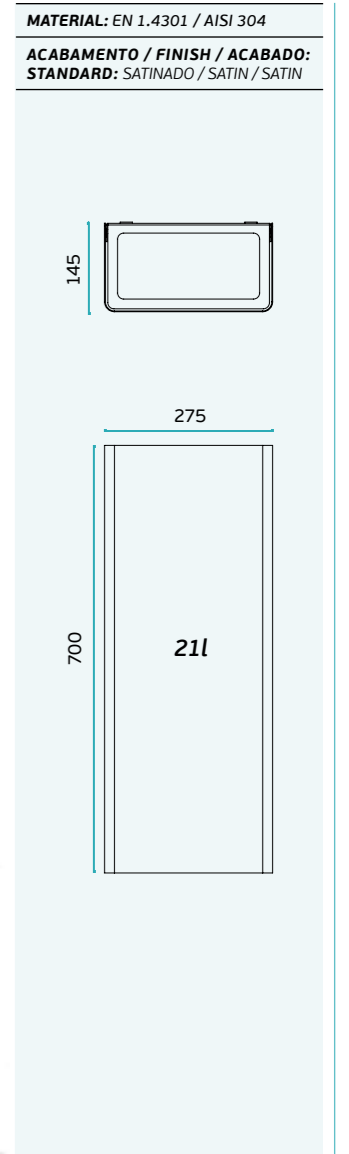
Dispensador de toalhas de papel /
 Tissue paper box /
 Dispensador de toallas de papel.



IN.60.568

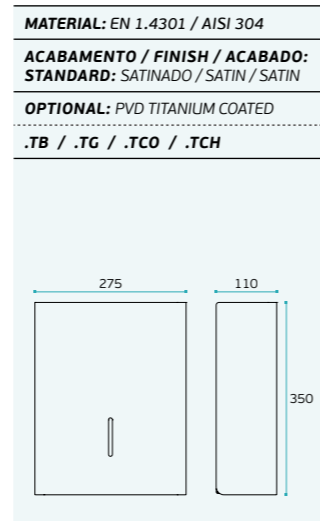
Cesto de papéis de parede /
 Wall waste receptacle /
 Papelera de pared.

21L



IN.60.565

Dispensador de rolo JUMBO /
 JUMBO roll tissue dispenser /
 Dispensador de papel JUMBO.



INDUSTRIAL SERIES

ACESSÓRIOS PARA CASA DE BANHO /
 BATHROOM ACCESSORIES /
 ACCESORIOS DE BAÑO.

IN.60.562

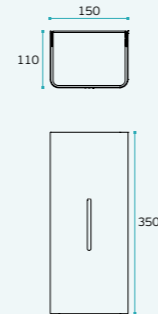
Dispensador de sabão automático.
Reservatório plástico com 900cc.
Duração das baterias 25000 ciclos ou 1 ano.
Dose de sabão: 0,7-0,8CC (adequado para álcool gel, álcool líquido, sabonete líquido, desinfetantes para as mãos, iodo esterilizado e detergentes)
Fácil manutenção /

Automatic liquid soap dispenser. Plastic container with 900cc. Battery life 25,000 cycles or 1 year. Foam dose: 0.7 - 0.8CC. Easy maintenance /

Dispensador de jabón automático. Recipiente de plástico con 900cc. Duración de la batería 25.000 ciclos o 1 año. Dosis de espuma: 0,7 - 0,8CC. Fácil mantenimiento.



MATERIAL: EN 1.4301 / AISI 304
ACABAMENTO / FINISH / ACABADO:
STANDARD: SATINADO / SATIN / SATIN
OPTIONAL: PVD TITANIUM COATED
.TB / .TG / .TCO / .TCH



.P
 Mirror finish

.TB
 PVD
 Titanium black

.TG
 PVD
 Titanium gold

.TCO
 PVD
 Titanium copper

.TCH
 PVD
 Titanium chocolate

.P
 Mirror finish

.TB
 PVD
 Titanium black

.TG
 PVD
 Titanium gold

.TCO
 PVD
 Titanium copper

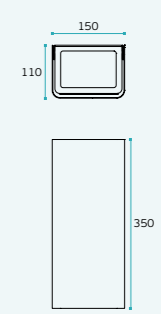
.TCH
 PVD
 Titanium chocolate

IN.60.567

Cesto de papéis de parede /
Wall waste receptacle /
Papelera de pared.



MATERIAL: EN 1.4301 / AISI 304
ACABAMENTO / FINISH / ACABADO:
STANDARD: SATINADO / SATIN / SATIN
OPTIONAL: PVD TITANIUM COATED
.TB / .TG / .TCO / .TCH



IN.60.563

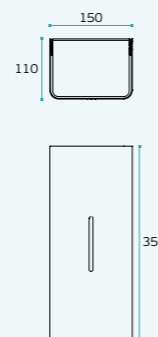
Dispensador de sabão em espuma automático.
Reservatório plástico com 900cc
Duração das baterias 25000 ciclos ou 1 ano
Dose de espuma: 0,7 - 0,8CC
Fácil manutenção /

Automatic soap in foam dispenser
 Plastic container with 900cc
 Battery life 25,000 cycles or 1 year
 Foam dose: 0.7 - 0.8CC
 Easy maintenance /

Dispensador de jabón en espuma automático.
 Recipiente de plástico con 900cc
 Duración de la batería 25.000 ciclos o 1 año
 Dosis de espuma: 0,7 - 0,8CC
 Fácil mantenimiento.



MATERIAL: EN 1.4301 / AISI 304
ACABAMENTO / FINISH / ACABADO:
STANDARD: SATINADO / SATIN / SATIN
OPTIONAL: PVD TITANIUM COATED
.TB / .TG / .TCO / .TCH



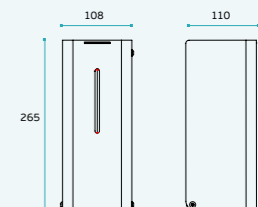
IN.60.570

Dispensador automático de soluções antissépticas /
Automatic antiseptic solutions dispenser /
Dispensador automático de soluciones antisepticas

HANDS FREE



MATERIAL: EN 1.4301 / AISI 304
ACABAMENTO / FINISH / ACABADO:
STANDARD: SATINADO / SATIN / SATIN
OPTIONAL: PVD TITANIUM COATED
.TB / .TG / .TCO / .TCH

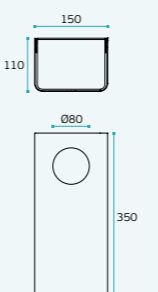


IN.60.564

Cesto de papéis de parede /
Wall waste receptacle /
Papelera de pared.



MATERIAL: EN 1.4301 / AISI 304
ACABAMENTO / FINISH / ACABADO:
STANDARD: SATINADO / SATIN / SATIN
OPTIONAL: PVD TITANIUM COATED
.TB / .TG / .TCO / .TCH



IN.60.570.TB



IN.60.570.TCH



IN.60.570.TCO



IN.60.570.TG



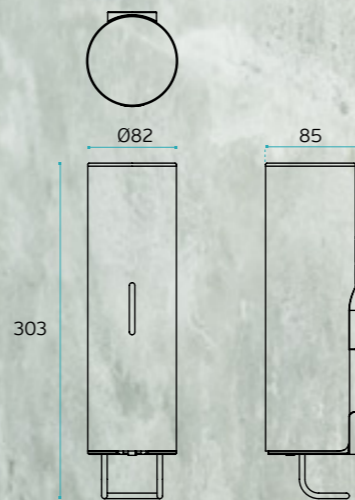
IN.60.570.B



IN.60.570.W

INDUSTRIAL SERIES

ACESSÓRIOS PARA CASA DE BANHO / BATHROOM ACCESSORIES / ACCESORIOS DE BAÑO.



	Material: EN 1.4301 / AISI 304 + Polido / Polished / Pulido	Material: EN 1.4301 / AISI 304 + Satinado / Satin	Material: Plástico ABS + preto mate / ABS plastic + black mate / Plástico ABS + Negro mate	Material: Plástico ABS + Branco mate / ABS plastic + white mate / Plástico ABS + Blanco mate
	IN.60.490.L.P / Sabão líquido / Liquid soap pump / Jabón líquido	IN.60.490.L / Sabão líquido / Liquid soap pump / Jabón líquido	IN.60.491.L.B / Sabão líquido / Liquid soap pump / Jabón líquido	IN.60.491.L.W / Sabão líquido / Liquid soap pump / Jabón líquido
	IN.60.490.F.P / Sabão em espuma / Foam soap pump / Jabón en espuma	IN.60.490.F / Sabão em espuma / Foam soap pump / Jabón en espuma	IN.60.491.F.B / Sabão em espuma / Foam soap pump / Jabón en espuma	IN.60.491.F.W / Sabão em espuma / Foam soap pump / Jabón en espuma
	IN.60.490.S.P / Sabão em spray / Spray soap pump / Jabón en spray	IN.60.490.S / Sabão em spray / Spray soap pump / Jabón en spray	IN.60.491.S.B / Sabão em spray / Spray soap pump / Jabón en spray	IN.60.491.S.W / Sabão em spray / Spray soap pump / Jabón en spray
	Material: EN 1.4301 / AISI 304 Satinado / Satin + Titanium Black	Material: EN 1.4301 / AISI 304 Satinado / Satin + Titanium Gold	Material: EN 1.4301 / AISI 304 Satinado / Satin + Titanium Copper	Material: EN 1.4301 / AISI 304 Satinado / Satin + Titanium Chocolate
	IN.60.490.L.TB / Sabão líquido / Liquid soap pump / Jabón líquido	IN.60.490.L.TG / Sabão líquido / Liquid soap pump / Jabón líquido	IN.60.490.L.TCO / Sabão líquido / Liquid soap pump / Jabón líquido	IN.60.490.L.TCH / Sabão líquido / Liquid soap pump / Jabón líquido
	IN.60.490.F.TB / Sabão em espuma / Foam soap pump / Jabón en espuma	IN.60.490.F.TG / Sabão em espuma / Foam soap pump / Jabón en espuma	IN.60.490.F.TCO / Sabão em espuma / Foam soap pump / Jabón en espuma	IN.60.490.F.TCH / Sabão em espuma / Foam soap pump / Jabón en espuma
	IN.60.490.S.TB / Sabão em spray / Spray soap pump / Jabón en spray	IN.60.490.S.TG / Sabão em spray / Spray soap pump / Jabón en spray	IN.60.490.S.TCO / Sabão em spray / Spray soap pump / Jabón en spray	IN.60.490.S.TCH / Sabão em spray / Spray soap pump / Jabón en spray

INDUSTRIAL SERIES



.P
Mirror finish

.TB
PVD Titanium black

.TG
PVD Titanium gold

.TCO
PVD Titanium copper

.TCH
PVD Titanium chocolate

IN.60.571

Dispensador de parede para luvas de borracha descartáveis. Compatível com caixas de luvas de borracha descartáveis. Tamanho máximo de caixa de luvas: 125x100x240 mm /

Wall dispenser for disposable rubber gloves. Compatible with disposable rubber glove boxes. Maximum glove box size: 125x100x240 mm /

Dispensador de pared para guantes de goma desechables. Compatible con cajas de guantes de goma desechables. Tamaño máximo de la caja de las guantes: 125x100x240 mm

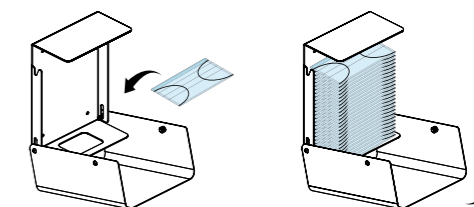
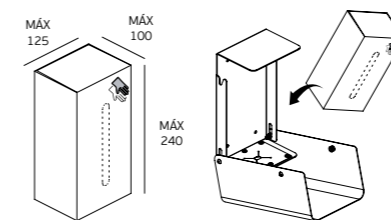
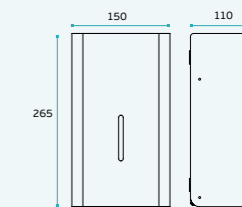


MATERIAL: EN 1.4301 / AISI 304

ACABAMENTO / FINISH / ACABADO: STANDARD: SATINADO / SATIN / SATIN

OPTIONAL: PVD TITANIUM COATED

.TB / .TG / .TCO / .TCH

**IN.60.569**

Dispensador de parede para máscaras faciais. Compatível com máscaras cirúrgicas descartáveis. Tamanho máximo das máscaras: 180x195mm /

Wall dispenser for face masks. Compatible with surgical masks. Maximum mask size: 180x195 mm /

Dispensador de pared para mascarillas faciales. Compatible con mascarillas quirúrgicas desechables. tamaño máximo de la mascarilla: 180x195 mm

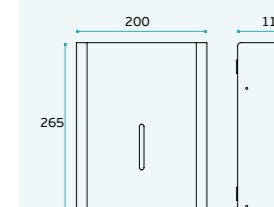


MATERIAL: EN 1.4301 / AISI 304

ACABAMENTO / FINISH / ACABADO: STANDARD: SATINADO / SATIN / SATIN

OPTIONAL: PVD TITANIUM COATED

.TB / .TG / .TCO / .TCH



INDUSTRIAL SERIES

ACESSÓRIOS PARA CASA DE BANHO /
BATHROOM ACCESSORIES /
ACCESORIOS DE BAÑO.

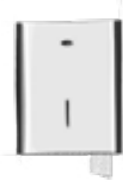


INDUSTRIAL SERIES

ACESSÓRIOS PARA CASA DE BANHO /
 BATHROOM ACCESSORIES /
 ACCESORIOS DE BAÑO.

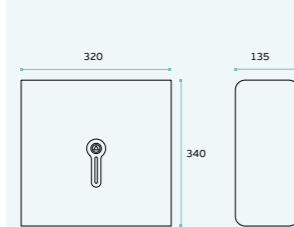
IN.60.657

Dispensador de rolo JUMBO com painéis laterais em resina fenólica /
 JUMBO roll tissue dispenser with phenolic resin side panels /
 Dispensador de papel JUMBO con paneles laterales en resina fenólica.




MATERIAL: EN 1.4301 / AISI 304

ACABAMENTO / FINISH / ACABADO:
 STANDARD: SATINADO / SATIN / SATIN



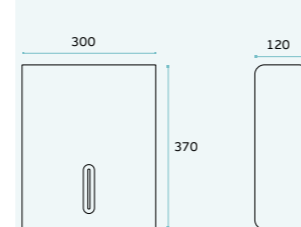
IN.60.655

Dispensador de toalhas com painéis laterais em resina fenólica /
 Towel dispenser with side panels in phenolic resin /
 Dispensador de toallas con paneles laterales en resina fenólica.



MATERIAL: EN 1.4301 / AISI 304

ACABAMENTO / FINISH / ACABADO:
 STANDARD: SATINADO / SATIN / SATIN



.P
 Mirror finish

.TB
 PVD
 Titanium black

.TG
 PVD
 Titanium gold

.TCO
 PVD
 Titanium copper

.TCH
 PVD
 Titanium chocolate

.P
 Mirror finish

.TB
 PVD
 Titanium black

.TG
 PVD
 Titanium gold

.TCO
 PVD
 Titanium copper

.TCH
 PVD
 Titanium chocolate

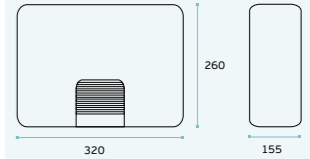
IN.60.554

Secador de mãos automático com painéis laterais em resina fenólica. Uso intensivo /
 Automatic hand dryer with side panels in phenolic resin. Intensive use /
 Secador de manos automático con paneles laterales en resina fenólica. Uso intensivo.



MATERIAL: EN 1.4301 / AISI 304

ACABAMENTO / FINISH / ACABADO:
 STANDARD: SATINADO / SATIN / SATIN



IN.60.656

Dispensador de toalhas com cesto para papéis. Aço inox com painéis laterais em resina fenólica /

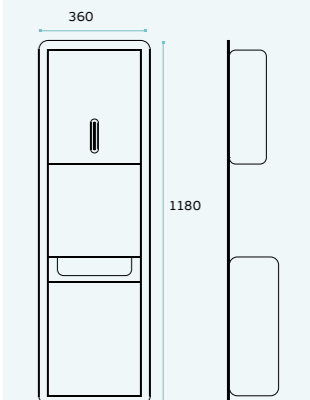
Wall towel dispenser with waste receptacle. Stainless steel cover with side panels in phenolic resin /

Dispensador de toallas de pared con papelera en acero inoxidable con paneles laterales en resina fenólica.



MATERIAL: EN 1.4301 / AISI 304

ACABAMENTO / FINISH / ACABADO:
 STANDARD: SATINADO / SATIN / SATIN



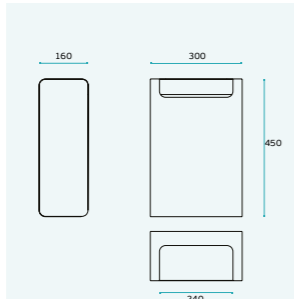
IN.60.659

Cesto de papéis de parede com painéis laterais em resina fenólica e com balde interior amovível /
 Wall paper bin with side panels in phenolic resin /
 Cesto de papel de pared con paneles laterales en resina fenólica.



MATERIAL: EN 1.4301 / AISI 304

ACABAMENTO / FINISH / ACABADO:
 STANDARD: SATINADO / SATIN / SATIN



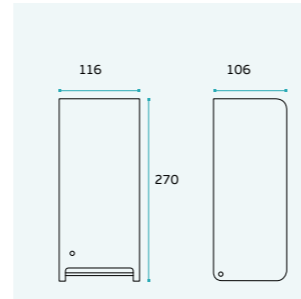
IN.60.660

Dispensador de sabão líquido automático com painéis laterais em resina fenólica /
 Automatic soap dispenser with side panels in phenolic resin /
 Dispensador de jabón líquido automático con paneles laterales en resina fenólica.



MATERIAL: EN 1.4301 / AISI 304

ACABAMENTO / FINISH / ACABADO:
 STANDARD: SATINADO / SATIN / SATIN



INDUSTRIAL SERIES

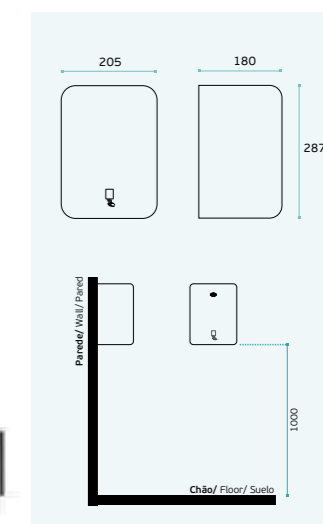
 ACESSÓRIOS PARA CASA DE BANHO /
 BATHROOM ACCESSORIES /
 ACCESORIOS DE BAÑO.


IN.60.549

Secador de mãos automático.
Uso intensivo/ Automatic hand
dryer. Intensive use / Secador de
manos automático. Uso intensivo.

TIPO MOTOR / MOTOR TYPE	350-700W
NÍVEL RUÍDO / NOISE LEVEL	77-79DB
VELOCIDADE AR/ AIR SPEED	75-100M/S
SENSOR / SENSOR RANGE	170MM±20MM
ISOLAMENTO / ISOLATION	CLASS 1


MATERIAL: EN 1.4301 / AISI 304

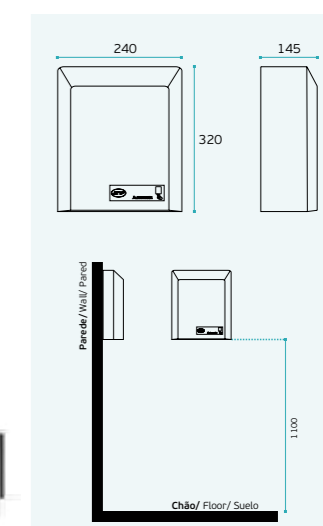
ACABAMENTO / FINISH / ACABADO:
STANDARD: SATINADO / SATIN / SATIN


IN.60.546

Secador de mãos automático/
Automatic hand dryer/
Secador de manos automático.

TIPO MOTOR / MOTOR TYPE	1800W-2680RPM
POTÊNCIA MOTOR / MOTOR POWER	60W
NÍVEL RUÍDO / NOISE LEVEL	67DB
VELOCIDADE AR/ AIR SPEED	12M/S
SENSOR / SENSOR RANGE	50MM / 200MM
ISOLAMENTO / ISOLATION	CLASS 1


MATERIAL: EN 1.4301 / AISI 304

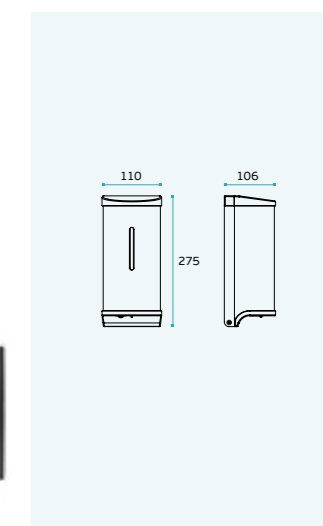
ACABAMENTO / FINISH / ACABADO:
STANDARD: SATINADO / SATIN / SATIN


IN.60.550

Dispensador de sabão automático.
Reservatório plástico com 900cc.
Duração das baterias 25000 ciclos ou 1 ano.
Dose de sabão: 0,7-0,8CC (adequado para
álcool gel, álcool líquido, sabonete líquido,
desinfetantes para as mãos, iodo esterilizado
e detergentes) Fácil manutenção /

Automatic liquid soap dispenser. Plastic container
 with 900cc. Battery life 25,000 cycles or 1 year
 Foam dose: 0.7 - 0,8CC. Easy maintenance /

Dispensador de jabón automático. Recipiente
 de plástico con 900cc. Duración de la batería
 25.000 ciclos o 1 año. Dosis de espuma: 0,7 -
 0,8CC. Fácil mantenimiento.

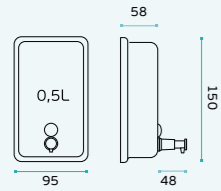


INDUSTRIAL SERIES

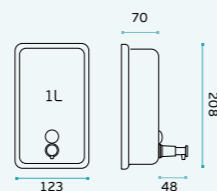
 ACESSÓRIOS PARA CASA DE BANHO /
 BATHROOM ACCESSORIES /
 ACCESORIOS DE BAÑO.

IN.60.483.05
Dispensador de sabão líquido /
 Soap dispenser /
 Dispensador de jabón líquido.

MATERIAL: EN 1.4301 / AISI 304

ACABAMENTO / FINISH / ACABADO:
 STANDARD: SATINADO / SATIN / SATIN

IN.60.483.10
IN.60.483.10.316
Dispensador de sabão líquido /
 Soap dispenser /
 Dispensador de jabón líquido.

IN.60.483.10: EN 1.4301 / AISI 304
IN.60.483.10.316: EN 1.4401 / AISI 316

ACABAMENTO / FINISH / ACABADO:
 STANDARD: SATINADO / SATIN / SATIN

.P
 Mirror
 finish

.TB
 PVD
 Titanium
 black

.TG
 PVD
 Titanium
 gold

.TCO
 PVD
 Titanium
 copper

.TCH
 PVD
 Titanium
 chocolate

.P
 Mirror
 finish

.TB
 PVD
 Titanium
 black

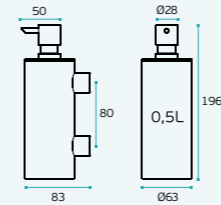
.TG
 PVD
 Titanium
 gold

.TCO
 PVD
 Titanium
 copper

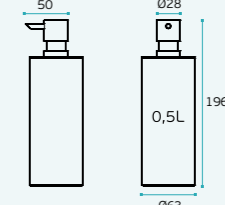
.TCH
 PVD
 Titanium
 chocolate

IN.43.485.S
Dispensador de sabão de parede /
 Wall soap dispenser /
 Dispensador de jabón de pared

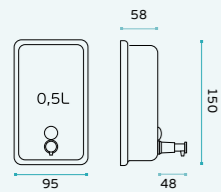
MATERIAL: EN 1.4301 / AISI 304

ACABAMENTO / FINISH / ACABADO:
 SATINADO / SATIN / SATIN

IN.43.486.S
Dispensador de sabão /
 Soap dispenser /
 Dispensador de jabón.

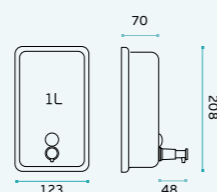
MATERIAL: EN 1.4301 / AISI 304

ACABAMENTO / FINISH / ACABADO:
 SATINADO / SATIN / SATIN

IN.60.483.05.P
Dispensador de sabão líquido /
 Soap dispenser /
 Dispensador de jabón líquido.

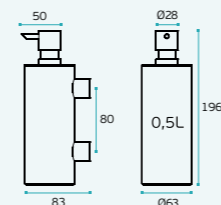
MATERIAL: EN 1.4301 / AISI 304

ACABAMENTO / FINISH / ACABADO:
 STANDARD: POLIDO / POLISHED / PULIDO

IN.60.483.10.P
Dispensador de sabão líquido /
 Soap dispenser /
 Dispensador de jabón líquido.

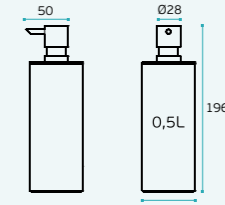
IN.60.483.10: EN 1.4301 / AISI 304
IN.60.483.10.316: EN 1.4401 / AISI 316

ACABAMENTO / FINISH / ACABADO:
 STANDARD: POLIDO / POLISHED / PULIDO

IN.43.485.P
Dispensador de sabão de parede /
 Wall soap dispenser /
 Dispensador de jabón de pared

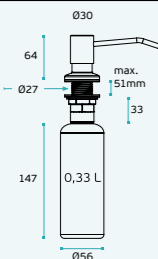
MATERIAL: EN 1.4301 / AISI 304

ACABAMENTO / FINISH / ACABADO:
 POLIDO / POLISHED / PULIDO

IN.43.486.P
Dispensador de sabão /
 Soap dispenser /
 Dispensador de jabón.

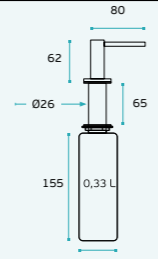
MATERIAL: EN 1.4301 / AISI 304

ACABAMENTO / FINISH / ACABADO:
 POLIDO / POLISHED / PULIDO

IN.60.544
Dispensador de sabão líquido
encastrável / Embed soap
 dispenser / Dispensador de jabón
 líquido encastrable.

MATERIAL:
 EN 1.4301 / AISI 304

ACABAMENTO / FINISH / ACABADO:
 SATINADO / SATIN

IN.60.545
Dispensador de sabão líquido
encastrável / Embed soap
 dispenser / Dispensador de jabón
 líquido encastrable.

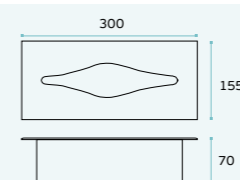

MATERIAL:
 EN 1.4301 / AISI 304

ACABAMENTO / FINISH / ACABADO:
 SATINADO / SATIN

IN.60.551.E / IN.60.551.E.P
Dispensador de toalhas de papel de embutir /
 Recessed tissue paper box /
 Dispensador de toallas de papel de embutir.

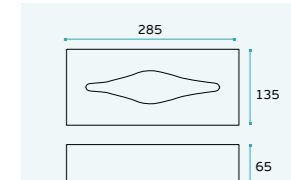
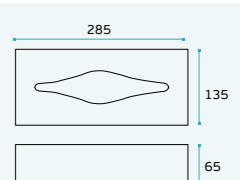
MATERIAL: EN 1.4301 / AISI 304

ACABAMENTO / FINISH / ACABADO:
 STANDARD: SATINADO / SATIN / SATIN

MATERIAL: EN 1.4301 / AISI 304

ACABAMENTO / FINISH / ACABADO:
 POLIDO / POLISHED / PULIDO

IN.60.551
Dispensador de toalhas de papel de bancada /
 Table tissue paper box /
 Dispensador de toallas de papel de bancada.

MATERIAL: EN 1.4301 / AISI 304

ACABAMENTO / FINISH / ACABADO:
 STANDARD: SATINADO / SATIN / SATIN


INDUSTRIAL SERIES

ACESSÓRIOS PARA CASA DE BANHO /
 BATHROOM ACCESSORIES /
 ACCESORIOS DE BAÑO.

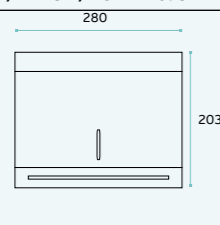
IN.60.556

Dispensador de
 toalhas de papel /
 Tissue paper box /
 Dispensador de toallas
 de papel.



MATERIAL: EN 1.4301 / AISI 304

ACABAMENTO / FINISH / ACABADO: STANDARD: SATINADO / SATIN / SATIN



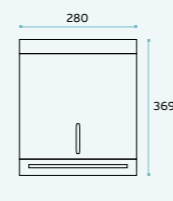
IN.60.555

Dispensador de
 toalhas de papel /
 Tissue paper box /
 Dispensador de toallas
 de papel.



MATERIAL: EN 1.4301 / AISI 304

ACABAMENTO / FINISH / ACABADO: STANDARD: SATINADO / SATIN / SATIN



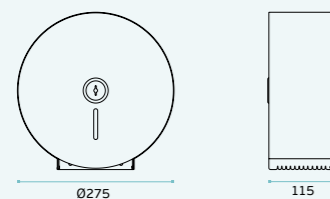
IN.60.489

Dispensador de papel
 JUMBO / JUMBO
 roll tissue dispenser /
 Dispensador de papel
 JUMBO.



MATERIAL: EN 1.4301 / AISI 304

ACABAMENTO / FINISH / ACABADO: STANDARD: SATINADO / SATIN / SATIN



IN.60.559

Cesto de papéis de
 parede / Wall waste
 receptacle /
 Papelera de pared.



MATERIAL: EN 1.4301 / AISI 304

ACABAMENTO / FINISH / ACABADO: STANDARD: SATINADO / SATIN / SATIN



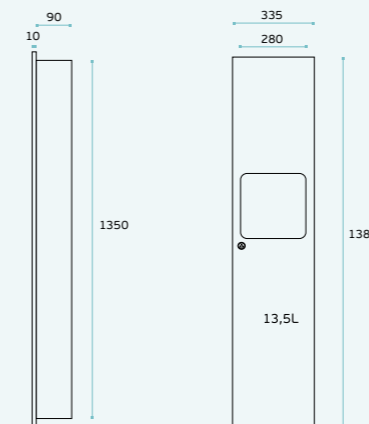
IN.60.557

Conjunto de embutir com dispensador de toalhas e cesto
 de papéis removível / Recessed set with paper towel dispenser
 and removable waste receptacle / Unidad para embutir con
 dispensador de toallas e papellero desprendible.



MATERIAL: EN 1.4301 / AISI 304

ACABAMENTO / FINISH / ACABADO: STANDARD: SATINADO / SATIN / SATIN



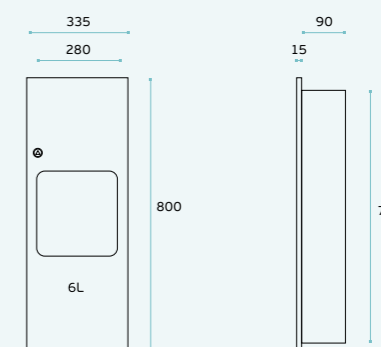
IN.60.558

Conjunto de embutir com dispensador de toalhas e cesto de
 papéis removível / Recessed set with paper towel dispenser and
 removable waste receptacle / Unidad para embutir con dispensador
 de toallas e papellera desprendible.



MATERIAL: EN 1.4301 / AISI 304

ACABAMENTO / FINISH / ACABADO: STANDARD: SATINADO / SATIN / SATIN



AUXÍLIOS PARA PESSOAS COM MOBILIDADE CONDICIONADA / AIDS FOR DISABLED PEOPLE / AYUDAS PARA MINUSVÁLIDOS.




NEW

IN.12.006

Barra de apoio rebatível /
Folding safety support /
Barra de apoio rebatible.

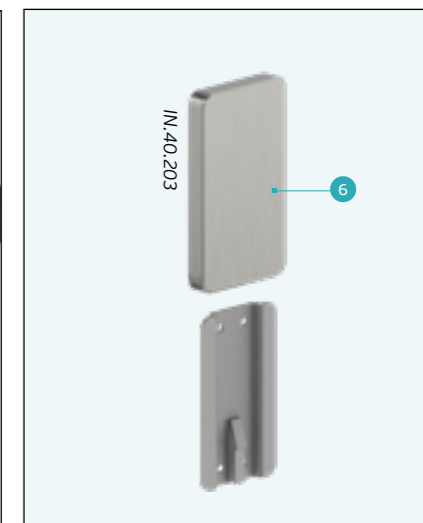
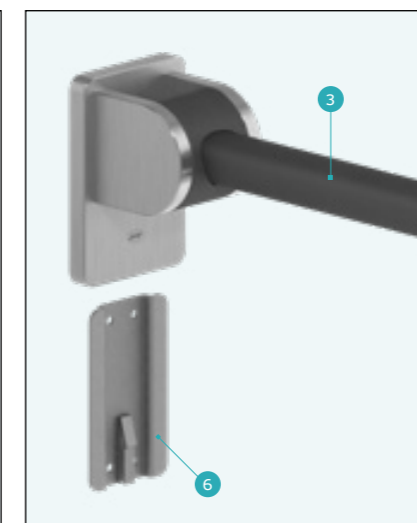
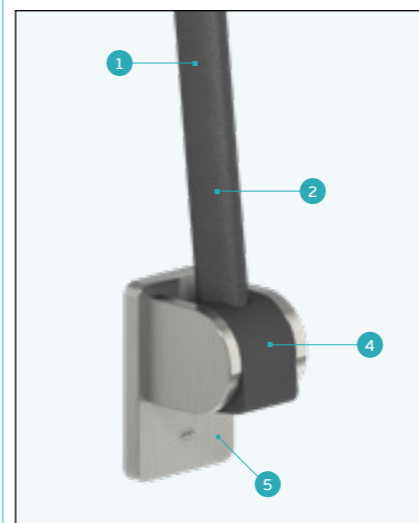
MATERIAL: EN 1.4372 / AISI 201

STANDARD FINISH: SATINADO / SATIN / SATIN



IN.40.203

Cobertura para ocultar fixações /
Cover to hide fixings /
Cobertura para ocultar fijaciones.



Auxílios para pessoas com mobilidade condicionada /
Aids for disabled people / Ayudas para minusválidos.

1 - Desenho ergonómico com arestas arredondadas.
2 - Barra produzido em material facilmente higienizável, texturado e antiderrapante.
3 - Grande capacidade de carga, peso até 120 Kg.
4 - Sistema retráctil, garante economia de espaço e segurança. Abertura controlado por amortecedor, permitindo um fecho e abertura suave.
5 - Base de fixação à parede robusta, produzida em aço inoxidável EN 1.4103
6 - EASY REMOVE Sistema versátil que permite retirar a barra da parede no caso de não ser necessário, deixando a fixação oculta por uma tampa discreta.

1 - Ergonomic design with rounded edges.
2 - Bar made of easily hygienizable, textured and non-slip material.
3 - Large load capacity, weight up to 120 kg.
4 - Retractable system, guarantees economy of space and security. Damper-controlled system, allowing a soft closing and opening movement.
5 - Sturdy wall mounting base made of stainless steel EN 1.4103.
6 - EASY REMOVE Versatile system that allows you to remove the bar from the wall in case it is not necessary, leaving the attachment hidden base covered.

1 - Diseño ergonómico con aristas redondeadas.
2 - Barra fabricado en material fácilmente higienizado, texturado y antideslizante.
3 - Gran capacidad de carga, peso hasta 120 Kg.
4 - Sistema retráctil, garantiza ahorro de espacio y seguridad. Apertura controlada por amortiguador, permitiendo un cierre y apertura suave.
5 - Base de fijación a la pared robusta, producida en acero inoxidable EN 1.4103
6 - EASY REMOVE Sistema versátil que permite retirar la barra de la pared en caso de no ser necesario, dejando la fijación oculta por una tapa discreta..

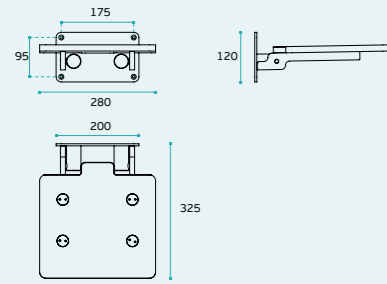
AUXÍLIOS PARA PESSOAS COM MOBILIDADE CONDICIONADA / AIDS FOR DISABLED PEOPLE / AYUDAS PARA MINUSVÁLIDOS.

IN.12.039

Banco para WC /
 Bathroom seat /
 Asiento para baño.

MATERIAL: EN 1.4372 / AISI 201

STANDARD FINISH: SATINADO / SATIN / SATIN

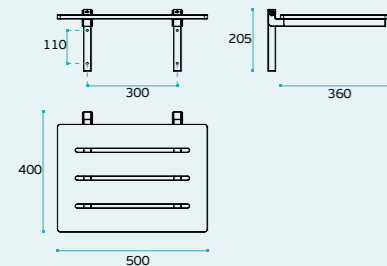


IN.12.044

Banco para WC (Base em resina fenólica) /
 Bathroom seat (Phenolic resin base) /
 Asiento para baño (Base en resina fenólica).

MATERIAL: EN 1.4301 / AISI 304

STANDARD FINISH: SATINADO / SATIN / SATIN

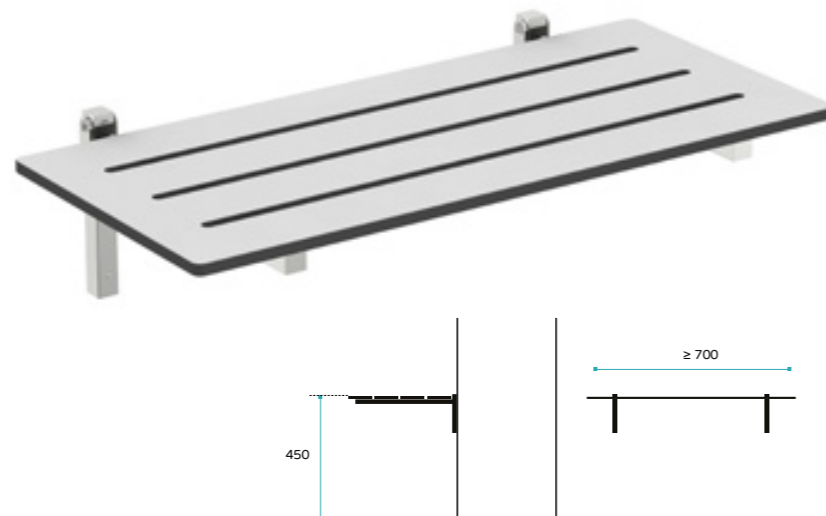
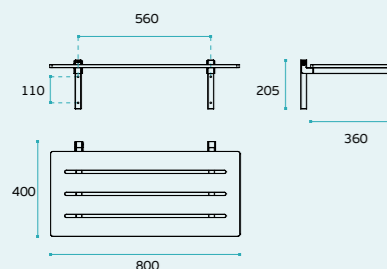


IN.12.045

Banco para WC (Base em resina fenólica) /
 Bathroom seat (Phenolic resin base) /
 Asiento para baño (Base en resina fenólica).

MATERIAL: EN 1.4372 / AISI 201

STANDARD FINISH: SATINADO / SATIN / SATIN



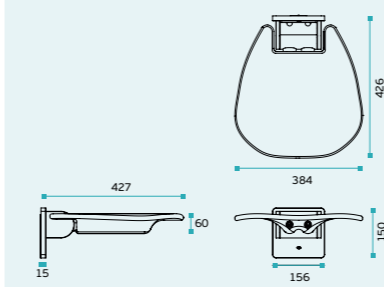
NEW

IN.12.007

Banco para WC /
 Bathroom seat /
 Asiento para baño.

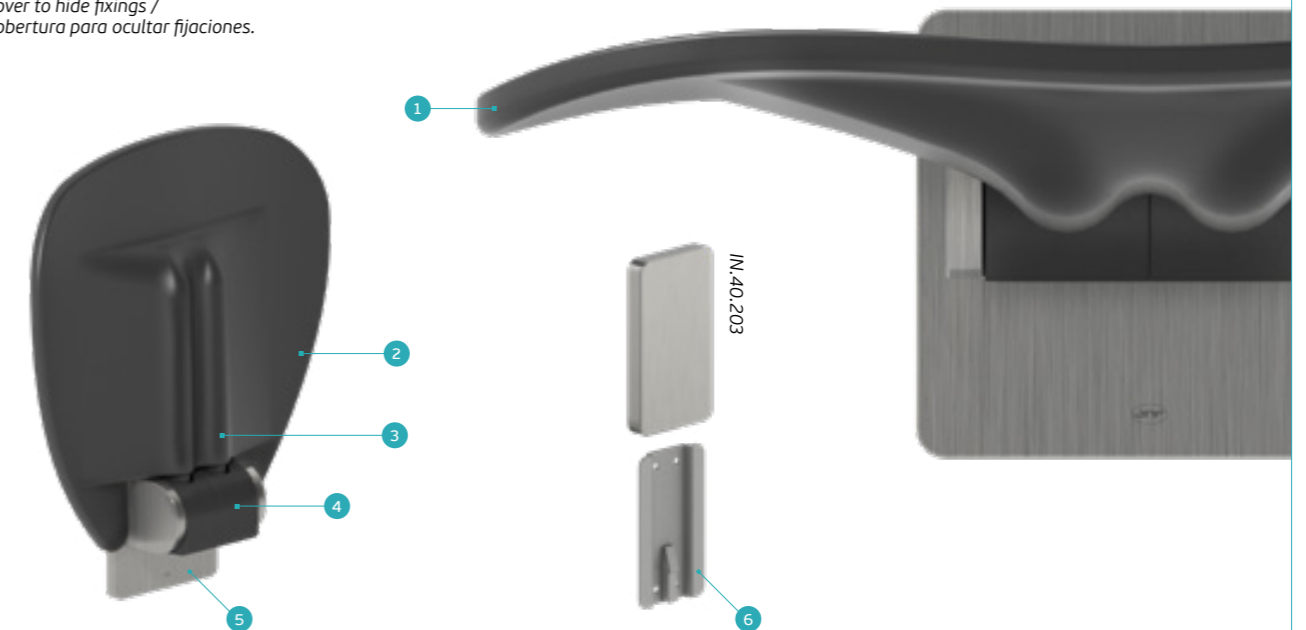
MATERIAL: EN 1.4301 / AISI 304

STANDARD FINISH: SATINADO / SATIN / SATIN



IN.40.203

Cobertura para ocultar fixações /
 Cover to hide fixings /
 Cobertura para ocultar fijaciones.



1 - Desenho ergonómico com arestas arredondadas.
 2 - Tampo produzido em material facilmente higienizável, texturado e antiderrapante.
 3 - Grande capacidade de carga, peso até 150 Kg.
 4 - Sistema retráctil, garante economia de espaço e segurança. Abertura controlado por amortecedor, permitindo um fecho e abertura suave.
 5 - Base de fixação à parede robusta, produzida em aço inoxidável EN 1.4103
 6 - EASY REMOVE Sistema versátil que permite retirar o banco da parede no caso de não ser necessário, deixando a fixação oculta por uma tampa discreta.

1 - Ergonomic design with rounded edges.
 2 - Seat made of easily hygienizable, textured and non-slip material.
 3 - Large load capacity, weight up to 150 kg.
 4 - Retractable system, guarantees economy of space and security. Damper-controlled system, allowing a soft closing and opening movement.
 5 - Sturdy wall mounting base made of stainless steel EN 1.4103.
 6 - EASY REMOVE Versatile system that allows you to remove the seat from the wall in case it is not necessary, leaving the attachment hidden base covered.

1 - Diseño ergonómico con aristas redondeadas.
 2 - Tablero fabricado en material fácilmente higienizado, texturado y antideslizante.
 3 - Gran capacidad de carga, peso hasta 150 Kg.
 4 - Sistema retráctil, garantiza ahorro de espacio y seguridad. Apertura controlada por amortiguador, permitiendo un cierre y apertura suave.
 5 - Base de fijación a la pared robusta, producida en acero inoxidable EN 1.4103
 6 - EASY REMOVE Sistema versátil que permite retirar el asiento de la pared en caso de no ser necesario, dejando la fijación oculta por una tapa discreta..


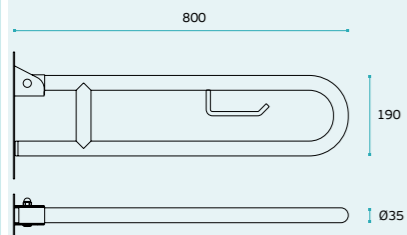
AUXÍLIOS PARA PESSOAS COM MOBILIDADE CONDICIONADA / AIDS FOR DISABLED PEOPLE / AYUDAS PARA MINUSVÁLIDOS.

IN.12.002

Barra de apoio rebatível com porta rolo /
 Folding safety support with paper holder /
 Barra de apoyo rebatible con soporte de papel.

MATERIAL: EN 1.4372 / AISI 201

STANDARD FINISH: SATINADO / SATIN / SATIN


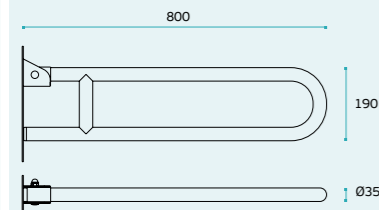


IN.12.022

Barra de apoio rebatível /
 Folding safety support /
 Barra de apoyo rebatible.

MATERIAL: EN 1.4301 / AISI 304

STANDARD FINISH: SATINADO / SATIN / SATIN




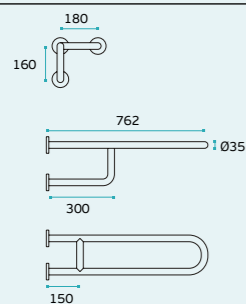
IN.12.003.D

IN.12.003.E

Barra de apoio /
 Safety support /
 Barra de apoyo.

MATERIAL: EN 1.4301 / AISI 304

STANDARD FINISH: SATINADO / SATIN / SATIN



IN.12.003.E

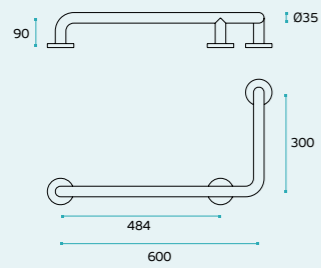


AUXÍLIOS PARA PESSOAS COM MOBILIDADE CONDICIONADA / AIDS FOR DISABLED PEOPLE / AYUDAS PARA MINUSVÁLIDOS.

IN.12.009.D
IN.12.009.E
 Barra de apoio de parede /
 Wall safety support /
 Barra de apoyo de pared.

MATERIAL: EN 1.4301 / AISI 304

STANDARD FINISH: SATINADO / SATIN / SATIN



IN.12.009.D

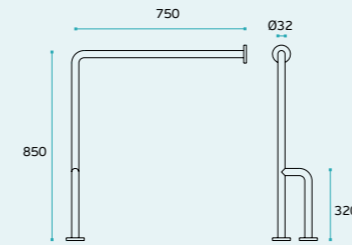


IN.12.009.E

IN.12.015.D
IN.12.015.E
 Barra de apoio de parede /
 Wall safety support /
 Barra de apoyo de pared.

MATERIAL: EN 1.4301 / AISI 304

STANDARD FINISH: SATINADO / SATIN / SATIN



IN.12.015.D

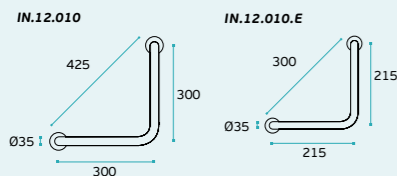


IN.12.015.E

IN.12.010
IN.12.010.E
 Barra de apoio de parede /
 Wall safety support /
 Barra de apoyo de pared.

MATERIAL: EN 1.431 / AISI 304

STANDARD FINISH: SATINADO / SATIN / SATIN



IN.12.010

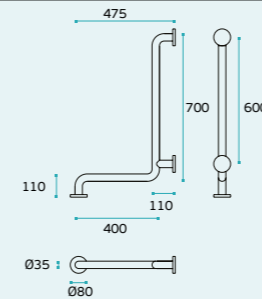


IN.12.010.E

IN.12.029
 Barra de apoio de parede /
 Wall safety support /
 Barra de apoyo de pared.

MATERIAL: EN 1.4301 / AISI 304

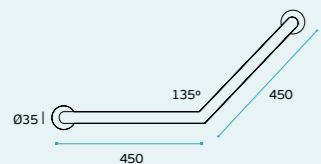
STANDARD FINISH: SATINADO / SATIN / SATIN



IN.12.011
 Barra de apoio de parede /
 Wall safety support /
 Barra de apoyo de pared.

MATERIAL: EN 1.4301 / AISI 304


STANDARD FINISH: SATINADO / SATIN / SATIN



IN.12.025 / IN.12.026
IN.12.027 / IN.12.028
 Barra de apoio de parede /
 Wall safety support /
 Barra de apoyo de pared.

MATERIAL: EN 1.4301 / AISI 304

STANDARD FINISH: SATINADO / SATIN / SATIN



REF	X
IN.12.025	425mm
IN.12.026	600mm
IN.12.027	800mm
IN.12.028	1000mm

AUXÍLIOS PARA PESSOAS COM MOBILIDADE CONDICIONADA / AIDS FOR DISABLED PEOPLE / AYUDAS PARA MINUSVÁLIDOS.

A JNF dispõe de uma gama de acessórios de apoio a pessoas com mobilidade condicionada. Estes produtos encontram-se abrangidos pelo Decreto-Lei n.º 163/2006 de 8 de Agosto, o qual tem por objecto a definição das condições de acessibilidade a satisfazer no projecto e na construção de espaços públicos, edifícios públicos e habitacionais.

INFORMAÇÃO TÉCNICA:

Secção 4.11 – Corrimãos e barras de apoio

4.11.1 - Devem ter um diâmetro ou largura das superfícies de preensão compreendido entre 35 mm e 50 mm, ou ter uma forma que proporcione uma superfície de preensão equivalente.

4.11.4 – Não devem possuir superfícies abrasivas, extremidades projectadas perigosas ou arestas vivas.

4.11.6 – Devem possuir uma resistência mecânica adequada às solicitações previsíveis e devem ser fixos a superfícies rígidas e estáveis.

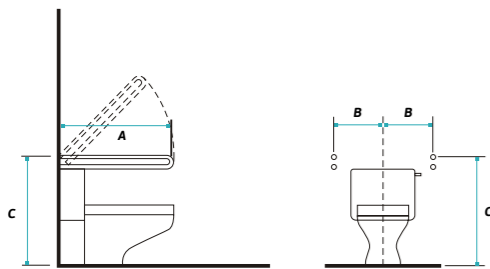
2.9.16 – Para além do especificado na secção 4.11, as barras de apoio instaladas junto dos aparelhos sanitários, devem satisfazer as seguintes condições:

1) Podem ter formas, dimensões, modos de fixação e localizações diferentes das definidas, se possuírem as superfícies de preensão nas localizações definidas ou ser comprovado que melhor se adequam às necessidades dos utentes.

2) Devem ter capacidade de suportar uma carga não inferior a 1,5 kN, aplicada em qualquer sentido.

Secção 2.9.4 – Ponto 5

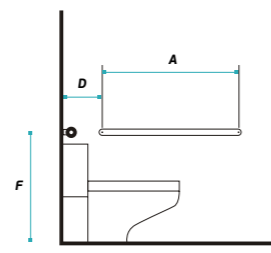
Junto à sanita devem existir barras de apoio e, caso sejam adjacentes à zona livre, devem ser rebatíveis. Estas devem respeitar uma das seguintes condições:



$$A \geq 0,80 \text{ m}$$

$$\leq B \leq 0,35 - 0,40 \text{ m}$$

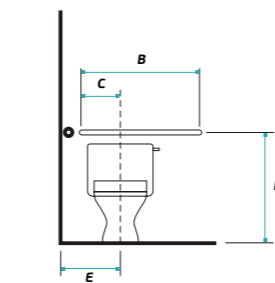
$$\leq C \leq 0,70 - 0,75 \text{ m}$$



$$A \geq 0,80 \text{ m}$$

$$B \geq 0,80 \text{ m}$$

$$C \geq 0,30 \text{ m}$$



$$D \leq 0,30 \text{ m}$$

$$\leq E \leq 0,40 - 0,45 \text{ m}$$

$$\leq F \leq 0,70 - 0,75 \text{ m}$$

JNF has a range of support accessories that meets the needs of disabled people. These products are aimed at defining the conditions for accessibility to meet the design and construction of public spaces, public buildings and housing.

TECHNICAL INFORMATION:

Section 4.11 – Handrails and Handlebars

4.11.1 - Must have a hold diameter or width standing between 35mm and 50mm, or have a shape that provides an equivalent surface.

4.11.4 – Must not have abrasive surfaces, dangerous projected ends or sharp edges.

4.11.6 – Must have an appropriate mechanical resistance to the predictable requests and must be fixed to stable and hard surfaces.

2.9.16 – Apart from that specified in Section 4.11, the support bars fitted with sanitary appliances, must meet the following conditions:

1) They may have shapes, sizes, fixation methods and locations different than those listed, if they have the areas of grip locations defined or proven to be best suited to the needs of users.

2) Shall be capable of withstanding a load of not less than 1.5 kN applied in any direction.

Section 2.9.4 – Point 5

Next to the toilet should be grab bars, and if they are adjacent to the free zone should be folding. These must meet one of the following conditions:

JNF tiene una gama de accesorios de apoyo que satisfaga las necesidades de las personas con discapacidad. Estos productos tienen como objetivo definir las condiciones de accesibilidad para cumplir con el diseño y construcción de espacios públicos, edificios públicos y viviendas.

INFORMACIÓN TÉCNICA:

Secção 4.11 – Pasamanos y barras de apoyo

4.11.1 - Debe tener un diámetro o anchura de la superficie de agarre entre 35 mm y 50 mm, o tener una manera de proporcionar una superficie de agarre equivalente.

4.11.4 – No deben tener superficies abrasivas, bordes proyectados bordes afilados o peligrosos.

4.11.6 – Debe tener una resistencia mecánica adecuada a las demandas previsibles y debe fijarse en una superficie rígida y estable.

2.9.16 – Aparte de lo especificado en la sección 4.11, el apoyo bares equipados con aparatos sanitarios, deben cumplir las siguientes condiciones:

1) Pueden tener formas, tamaños, métodos de fijación y los lugares a los mencionados, si tienen las zonas de agarre de los lugares definidos o demostrado ser más adecuada a las necesidades de los usuarios.

2) Deberá ser capaz de soportar una carga no inferior a 1,5 kN aplicada en cualquier dirección.

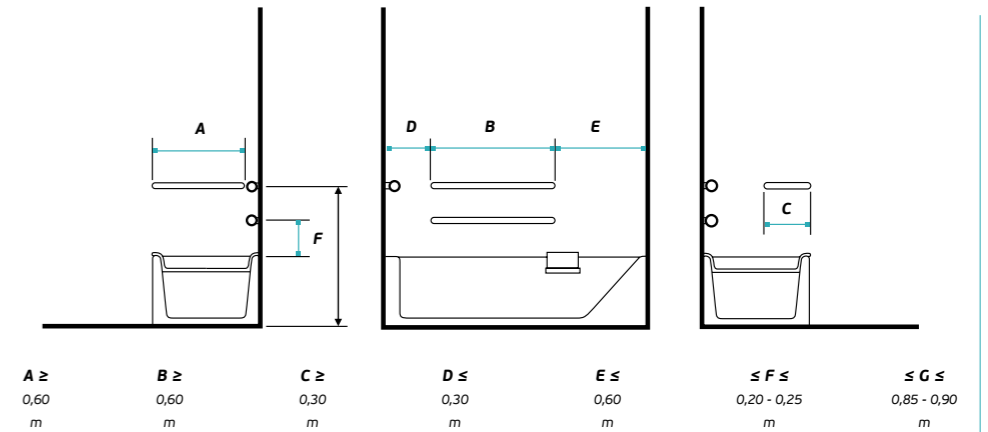
Sección 2.9.4 – Punto 5

Junto a lo inodoro deben ser barras de apoyo, y si son adyacentes a la zona libre debe ser plegado. Estos deben cumplir con una de las siguientes condiciones:

Secção 2.9.7 – Ponto 6
Junto à banheira devem existir barras de apoio nas localizações com as dimensões definidas em seguida para cada uma das posições do assento:

Section 2.9.7 – Point 6

Next to the bath should be grab bars and the dimensions defined below for each of the positions of the seat:



$$A \geq 0,60 \text{ m}$$

$$B \geq 0,60 \text{ m}$$

$$C \geq 0,30 \text{ m}$$

$$D \leq 0,30 \text{ m}$$

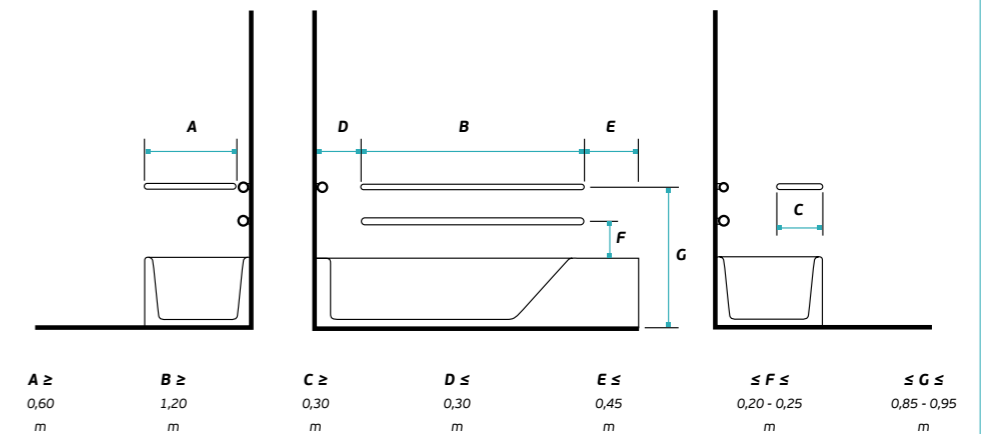
$$E \leq 0,60 \text{ m}$$

$$\leq F \leq 0,20 - 0,25 \text{ m}$$

$$\leq G \leq 0,85 - 0,90 \text{ m}$$

Sección 2.9.7 – Punto 6

Junto al baño deben ser barras de apoyo y las dimensiones se definen a continuación para cada una de las posiciones del asiento:



$$A \geq 0,60 \text{ m}$$

$$B \geq 1,20 \text{ m}$$

$$C \geq 0,30 \text{ m}$$

$$D \leq 0,30 \text{ m}$$

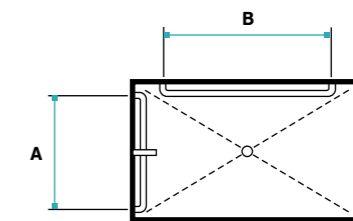
$$E \leq 0,45 \text{ m}$$

$$\leq F \leq 0,20 - 0,25 \text{ m}$$

$$\leq G \leq 0,85 - 0,90 \text{ m}$$

Secção 2.9.10 – Ponto 6
Junto à base de duche devem ser instaladas barras de apoio de acordo com o definido:

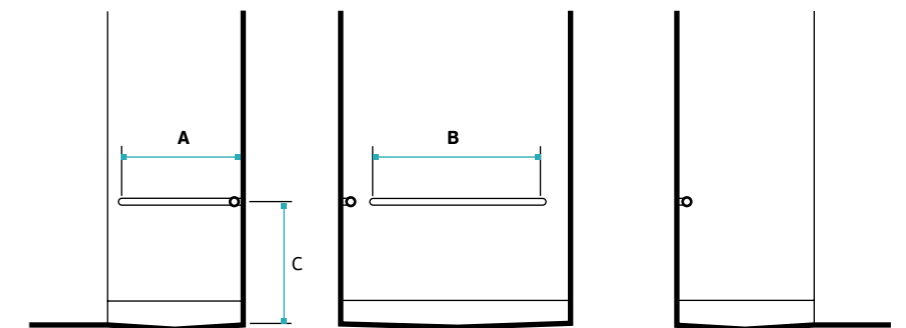
Section 2.9.10 – Point 6
Next to the shower must be installed grab bars in accordance with the defined:



Sección 2.9.7 – Punto 6
Junto al baño deben ser barras de apoyo y las dimensiones se definen a continuación para cada una de las posiciones del asiento:

Secção 2.9.12 – Ponto 4
Junto aos urinóis devem existir barras verticais de apoio, fixadas com um afastamento de 0,3m do eixo do urinol a uma altura do piso de 0,75m e com um comprimento não inferior a 0,7m.

Section 2.9.12 – Point 4
Along the urinals shall be of vertical bars of support, set with a spacing of 0,3m from the axis of the urinal to a floor height of 0,75m and a length not less than 0,7m.



$$A \geq 0,70 \text{ m}$$

$$B \geq 1,00 \text{ m}$$

$$\leq C \leq 0,85 - 0,95 \text{ m}$$

Sección 2.9.12 – Punto 4
A lo largo de los urinarios deben ser de barras verticales de apoyo, creado con una separación de 0,3m del eje del urinario a una altura del suelo de 0,75m y una longitud no inferior a 0,7m.

BIN SERIES

ACESSÓRIOS PARA CASA DE BANHO /
 BATHROOM ACCESSORIES /
 ACCESORIOS DE BAÑO.



.P
 Mirror
 finish

.TB
 PVD
 Titanium
 black

.TG
 PVD
 Titanium
 gold

.TCO
 PVD
 Titanium
 copper

.TCH
 PVD
 Titanium
 chocolate



FECO SILENCIOSO

Com o objectivo de criar um fecho silencioso, foi instalado um amortecedor na tampa assegurando um fecho muito lento e suave /

SILENT CLOSE

In order to make it quiet we instal a shock absorber in the lid ensuring a very soft and smooth closing /

CIERRE SILENCIOSO

Con el objetivo de crear un cierre silencioso se ha instalado un amortiguador que garantiza un cierre muy lento y suave.



BALDE INTERNO AMOVÍVEL

Balde interior plástico amovível com pega. Material impermeável, permite receber líquidos e ser facilmente lavável /

REMOVABLE INNER BUCKET

Durable inner bucket catches messy drips and lifts out for easy cleaning /

INTERIOR DE LA PAPELERA DESMONTABLE

Plástico interior de la papelera extraíble con tirador, material impermeable, le permite recibir líquidos y fácilmente lavable.



PEDAL


Normalmente, o pedal do balde é a primeira peça a sofrer desgaste, desta forma foi reforçada com o intuito de torná-la mais resistente. Foi testado mais de 100.000 ciclos /

PEDAL

Usually the pedal of the step is the first thing to be broken, that is why we reinforce it and make it really strong. We test it over 100.000 cycles /

PEDAL:

Típicamente, el pedal del cubo es la primera parte a sufrir daños, es por lo tanto reforzada con el fin de hacerla más resistente. Más de 100.000 ciclos de prueba.



ANTI MARCAS DE DEDOS

Acabamento à prova de impressões digitais, resiste a manchas mantendo o aço inoxidável brilhante /

FINGERPRINT-PROOF

Fingerprint-proof finish resists smudges to keep stainless steel shiny /

A PRUEBA DA HUELLA DIGITALES

Acabado anti-huellas resiste manchas manteniendo el acero inoxidable brillante.

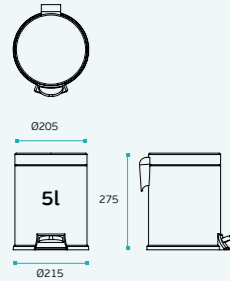
BIN SERIES

 ACESSÓRIOS PARA CASA DE BANHO /
 BATHROOM ACCESSORIES /
 ACCESORIOS DE BAÑO.

IN.65.203.05

 Balde /
 Bin / Balde

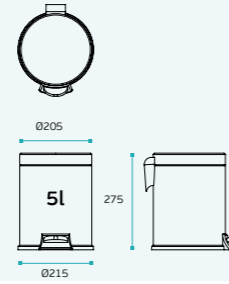
MATERIAL: EN 1.4301 / AISI 304

ACABAMENTO / FINISH / ACABADO:
 STANDARD: SATINADO / SATIN / SATIN


IN.65.203.05.TB

 Balde /
 Bin / Balde

MATERIAL: EN 1.4301 / AISI 304

ACABAMENTO / FINISH / ACABADO:
 TITANIUM BLACK

.P
 Mirror
 finish

.TB
 PVD
 Titanium
 black

.TG
 PVD
 Titanium
 gold

.TCO
 PVD
 Titanium
 copper

.TCH
 PVD
 Titanium
 chocolate

.P
 Mirror
 finish

.TB
 PVD
 Titanium
 black

.TG
 PVD
 Titanium
 gold

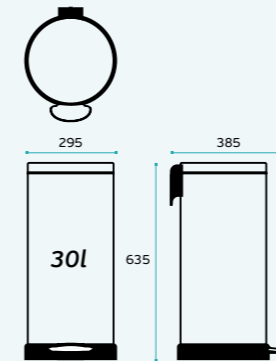
.TCO
 PVD
 Titanium
 copper

.TCH
 PVD
 Titanium
 chocolate

IN.65.203.30

 Balde /
 Bin / Balde

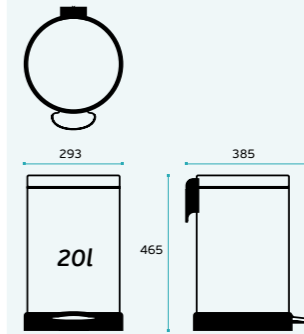
MATERIAL: EN 1.4301 / AISI 304

ACABAMENTO / FINISH / ACABADO:
 STANDARD: SATINADO / SATIN / SATIN


IN.65.203.20

 Balde /
 Bin / Balde

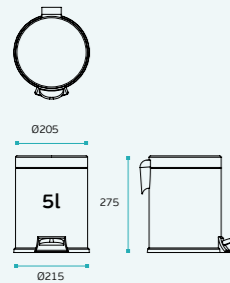
MATERIAL: EN 1.4301 / AISI 304

ACABAMENTO / FINISH / ACABADO:
 STANDARD: SATINADO / SATIN / SATIN


IN.65.203.05.TG

 Balde /
 Bin / Balde

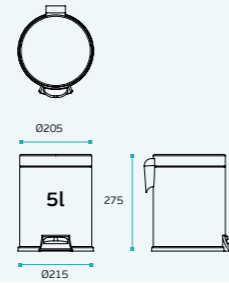
MATERIAL: EN 1.4301 / AISI 304

ACABAMENTO / FINISH / ACABADO:
 TITANIUM GOLD


IN.65.203.05.TCO

 Balde /
 Bin / Balde

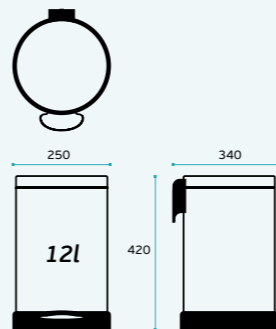
MATERIAL: EN 1.4301 / AISI 304

ACABAMENTO / FINISH / ACABADO:
 TITANIUM COPPER


IN.65.203.12

 Balde /
 Bin / Balde

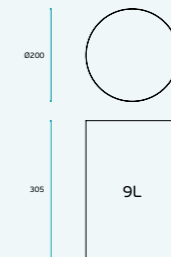
MATERIAL: EN 1.4301 / AISI 304

ACABAMENTO / FINISH / ACABADO:
 STANDARD: SATINADO / SATIN / SATIN


IN.65.182


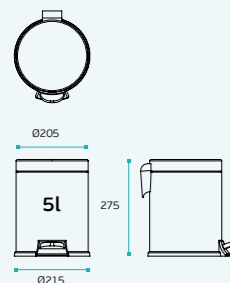
 Balde /
 Bin / Balde

MATERIAL: EN 1.4301 / AISI 304

ACABAMENTO / FINISH / ACABADO:
 STANDARD: SATINADO / SATIN / SATIN


IN.65.203.05.B

 Balde /
 Bin / Balde

ACABAMENTO / FINISH / ACABADO:
 RAL 9005


IN.65.203.05.TG



IN.65.203.05.TCO



IN.65.203.05.B



IN.65.203.05.TB

BIN SERIES

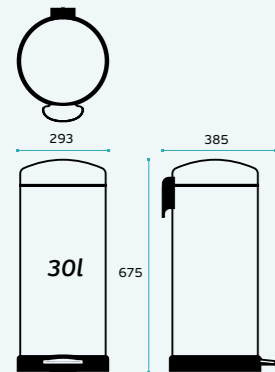
ACESSÓRIOS PARA CASA DE BANHO /
BATHROOM ACCESSORIES /
ACCESORIOS DE BAÑO.

IN.65.201.30

Balde /
Bin / Balde

MATERIAL: EN 1.4301 / AISI 304

ACABAMENTO / FINISH / ACABADO:
STANDARD: SATINADO / SATIN / SATIN

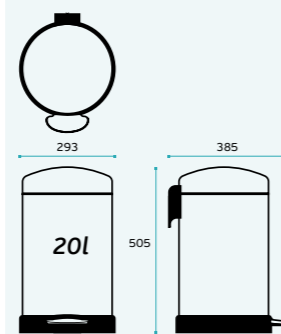


IN.65.201.20

Balde /
Bin / Balde

MATERIAL: EN 1.4301 / AISI 304

ACABAMENTO / FINISH / ACABADO:
STANDARD: SATINADO / SATIN / SATIN

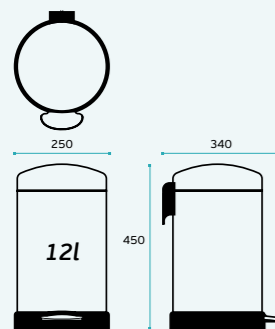


IN.65.201.12

Balde /
Bin / Balde

MATERIAL: EN 1.4301 / AISI 304

ACABAMENTO / FINISH / ACABADO:
STANDARD: SATINADO / SATIN / SATIN

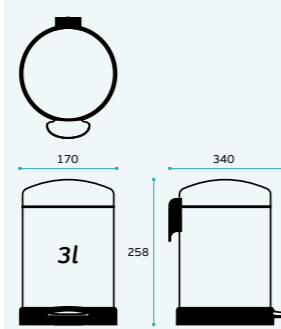


IN.65.201.03

Balde /
Bin / Balde

MATERIAL: EN 1.4301 / AISI 304

ACABAMENTO / FINISH / ACABADO:
STANDARD: SATINADO / SATIN / SATIN



IN.65.202

Balde / Bin / Balde



IN.65.202.PA
Balde reciclagem /
Recycling bin /
Papelera reciclaje.



IN.65.202.GE
Balde reciclagem /
Recycling bin /
Papelera reciclaje.



IN.65.202.GL
Balde reciclagem /
Recycling bin /
Papelera reciclaje.



IN.65.202.PL
Balde reciclagem /
Recycling bin /
Papelera reciclaje.



MATERIAL: EN 1.4301 / AISI 304

ACABAMENTO / FINISH / ACABADO:
STANDARD: SATINADO / SATIN / SATIN

